

NEXTGEN

FURNITURE, INC

Shop online at our website

WWW.NEXTGENFURNITURE.COM

Email: info@nextgenfurn.com

(215) 259-5300



SCHOOL FURNITURE
2026 **“CLICKABLE”** CATALOG

Welcome

We hope you enjoy reviewing our new catalog. Please note that this is only a representation of the manufacturers and products we offer. You will notice that the prices are "lined out" and only there to give you an idea of the costs. Please contact us for the best pricing and overall project management that we offer! We pride ourselves on excellent customer service and broad selections to keep your project on track and within budget.

Please call us at (215) 259-5300, Ext. 102, or email us at info@nextgenfurn.com to set up a consultation. We will be happy to develop a solution to meet your needs. We look forward to working with you to create effective learning environments that engage students and staff.

Table of Contents

Today's Classrooms.....Pages 1-29

- Activity Tables & Desks
- Whiteboard Tables
- Folding Tables
- 21st Century Classrooms
- Flexible Seating
- Traditional Desks
- Chairs

Technology.....Pages 30-36

- Podcasting and STEAM Kits
- Tech Tubs
- Computer Tables
- Charging Stations
- Carts & Stands Lecterns

Skilled Learning Spaces...Pages 37-49

- STEM & Makerspace
- Science Spaces
- Robotics
- Art Rooms
- Music Rooms

Common AreasPages 50-59

- Playground Equipment
- Outdoor Spaces
- Cafeteria Seating
- Reception & Administration

Storage NeedsPages 60-66

- Mobile Storage
- Cabinets
- Carts & Trays
- Shelving
- Bookcases
- Laminators
- Shredders

Partitions & Divider.....Pages 67-70

Visual & Office Communication... Pages 71-76

- Easels
- Marker Boards
- Tack Boards
- Enclosed Boards
- Cork Rolls

Early LearningPages 77-96

- Sinks
- Soft Seating
- Tables & Chairs
- Storage
- Dramatic Play
- Sensory Tables
- Art Centers & Easels
- Block Play
- Carpets



Perspective Tables
See Page 47



Mobil Room Divider
See Page 67



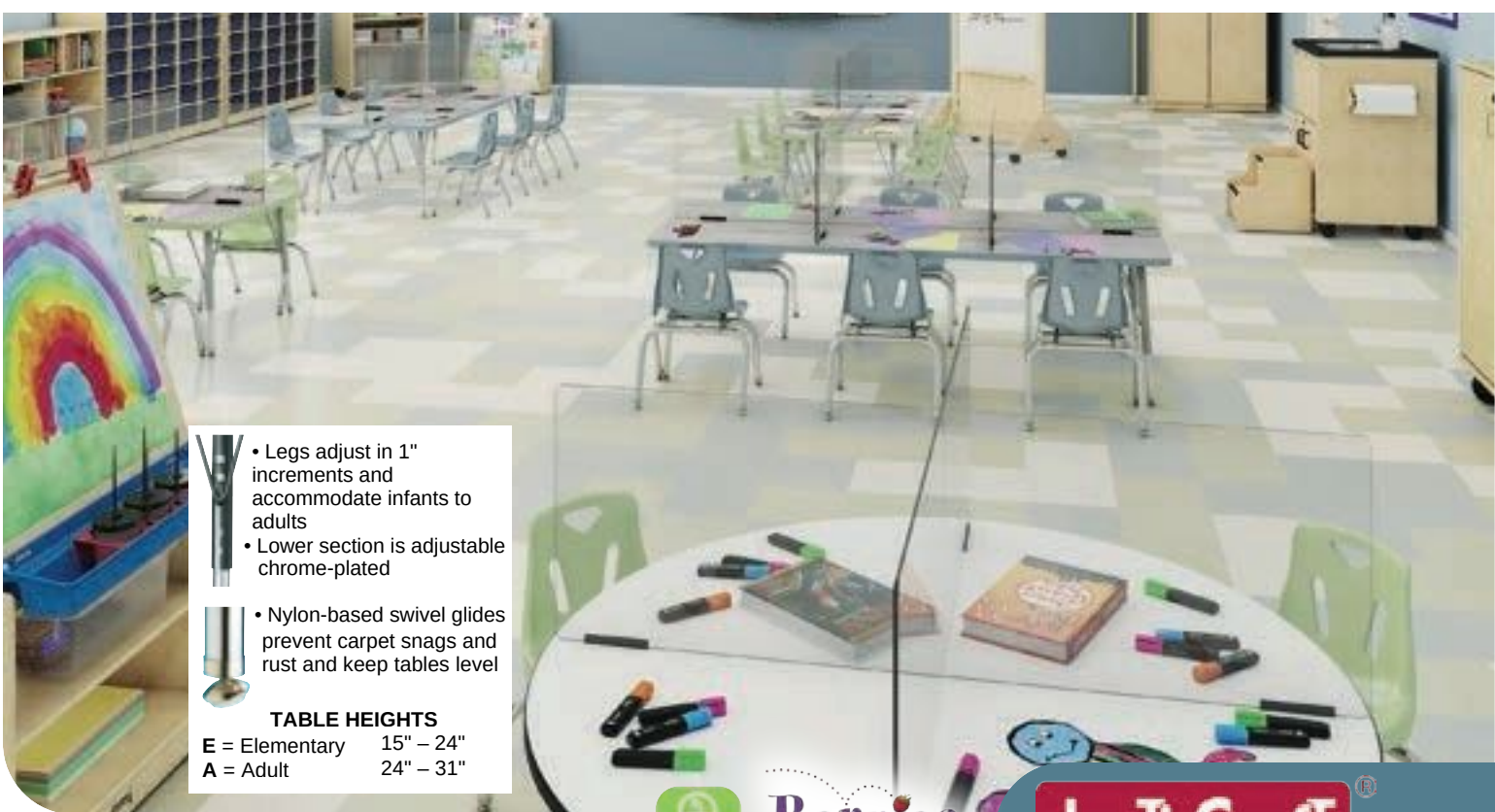
**Tech Tub2®
Carts**
See Page 32



Innovate STEAM Table
See Page 37

Note: Many products in this catalog incur additional shipping costs.

See inside back cover for manufacturer list.



- Legs adjust in 1" increments and accommodate infants to adults
 - Lower section is adjustable chrome-plated
 - Nylon-based swivel glides prevent carpet snags and rust and keep tables level
- TABLE HEIGHTS**
 E = Elementary 15" – 24"
 A = Adult 24" – 31"



Berries®
 Tables • Chairs for Fruitful Learning



Create a desk with Berries® Store-It Drawer Kit!

Berries® Store-It Drawer Kit

Kit includes a set of powder-coated steel rails that can be attached to the bottom of a table to create a small storage area—perfect for holding papers, pencils, folders, and more! Plus, an integrated stop prevents trays from accidentally being pulled out or pushed in too far. Drawer with Clear Paper-Tray is 4"H. 11½"W x 13½"D.

- With Clear Paper-Tray** **Without Paper-Tray**
- JON6399JC** Single ~~\$110.00~~ **JON6398JC** 2"H ~~\$100.20~~
JON6399JC2 2-Pack ~~\$215.00~~
JON6399JC4 4-Pack ~~\$419.20~~
JON6399JC6 6-Pack ~~\$611.20~~

Berries® Dry Erase Tables

This markerboard table features a Write-n-Wipe surface that encourages kids of all ages to get involved. With a high-pressure laminate surface, you can be sure that the dry erase surface will stand up to some heavy-duty learning. It's stain resistant and features our famous TRUEdge® in a rich black color. Comes with black legs containing glides that reduce noise, prevent snags, and resist rust.

	Standard		Mobile	
Rectangle (36"W x 24"D)	JON6478JC 420	\$430.60	JON6478JCM420	\$572.40
Rectangle (48"W x 24"D)	JON6403JC 420	\$488.00	JON6403JCM420	\$629.80
Rectangle (48"W x 30"D)	JON6473JC 420	\$699.00	JON6473JCM420	\$840.80
Round (48" Diameter)	JON6433JC 420	\$738.00	JON6433JCM420	\$879.80
Kidney (72"W x 48"D)	JON6423JC 420	\$1,260.20	JON6423JCM420	\$1,402.00

Please specify desired table height following item number.

Berries® Adjustable Height Activity Tables Color Options



Berries® Adjustable Height Activity Tables

- Scratch-resistant laminate, E-Z to clean tabletops
- 1½" thick tabletops
- Moisture-resistant edgbanding thermo-fused to tabletops means no cracks for germs to hide. Stronger than T-molding, edgbanding is especially beneficial at corners that take the most abuse.

Rectangle	24" x 36"	\$307.60	Trapezoid	48" x 48"	\$326.60
JON6478JC	24" x 48"	\$336.80	JON6438JC	30" x 60"	\$424.00
JON6403JC	30" x 48"	\$372.80	Other Shapes		
JON6473JC	30" x 60"	\$450.80	JON6423JC	48" x 72" Kidney	\$613.20
JON6408JC	30" x 72"	\$503.00	JON6418JC	48" x 48" Square	\$447.00
Round			JON6428JC	48" x 48" Octagon	\$430.20
JON6488JC	36" Diameter	\$348.60	JON6445JC	66" x 60" Horseshoe	\$727.40
JON6468JC	42" Diameter	\$387.20	JON6453JC	48" Four Leaf	\$412.80
JON6433JC	48" Diameter	\$441.60	JON6458JC	60" Six Leaf	\$625.60

Please specify desired table height and color choice following item number.

This is a representation of the products available. Please contact us for a complete selection and delivered pricing.

APEX® & PREMIER™ Series Tables

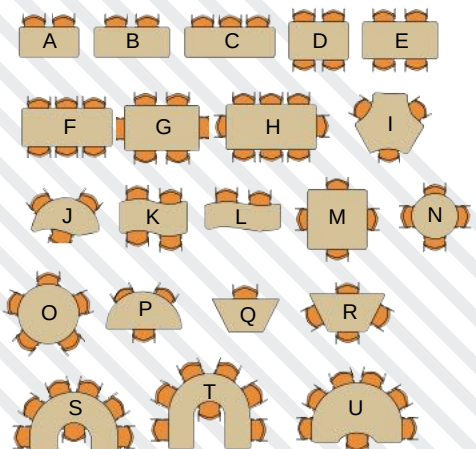


Tabletops are 1¼" particleboard with thermofused laminate surface on both sides, allowing for easy cleanup. The 3mm PVC edge band prevents places for germs to hide. 16-gauge steel legs are mounted on 12-gauge steel plates, fully coated with a powder coat finish.

APEX® Series feature oval shaped legs. Lower legs adjust from 21"-30" heights at 1" increments. Nickel-plated nylon swivel glides are standard.

PREMIER™ Series feature round shaped legs that are available in sitting height or standing height. Lower legs have a chrome finish and adjust from 21"-31" or 32"-42" heights at 1" increments.

		APEX®	PREMIER™
A	Rectangle Table (24" x 48")	38-2226	43-2226
B	Rectangle Table (24" x 60")	38-2228	43-2228
C	Rectangle Table (24" x 72")	38-2230	43-2230
D	Rectangle Table (30" x 48")	38-2236	43-2236
E	Rectangle Table (30" x 60")	38-2237	43-2237
F	Rectangle Table (30" x 72")	38-2238	43-2238
G	Rectangle Table (36" x 60")	38-2247	43-2247
H	Rectangle Table (36" x 72")	38-2248	43-2248
I	Delta Table (60" x 60")	38-2251	43-2251
J	Wave Half Round Table (30" x 54")	38-2252	43-2252
K	Wave Table (30" x 54")	38-2258	43-2258
L	Wave Table (24" x 60")	38-2257	43-2257
M	Square Table (48")	38-2216	43-2216
N	Round Table (36")	38-2244	43-2244
O	Round Table (48")	38-2266	43-2266
P	Half Round Table (60" x 30")	38-2278	43-2278
Q	Trapezoid Table (24" x 48")	38-2276	43-2276
R	Trapezoid Table (30" x 60")	38-2287	43-2287
S	Horseshoe Table (48" x 72")	38-2227	43-2227
T	Horseshoe Table (60" x 66")	38-2270	43-2270
U	Kidney Table (48" x 72")	38-2268	43-2268



This is a representation of the products available. Please contact us for a complete selection and delivered pricing.


Tabletop Laminate Color Options

MG2200 Table only available with Black Edge Banding, except Gray Nebula available with all Edge Banding colors.



Dry Erase Laminate Color Options

Only available with Black or Gray EB for all table models except for White HPL.




White HPL is available with all EB colors (Includes upcharge)

Edge Banding Color Options

Edge band color options vary depending on selected laminates.



Leg Color Options

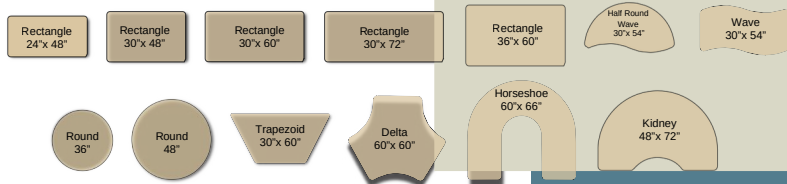


Shown here with Sonik™ Floor Rockers. Sold separately.

Floor Activity Tables

The Floor Table allows students to sit and learn in a more relaxed, comfortable position than a traditional height table. Lower legs adjust from 12" - 15" height at 1" increments. Nickel-plated nylon swivel glides are standard.

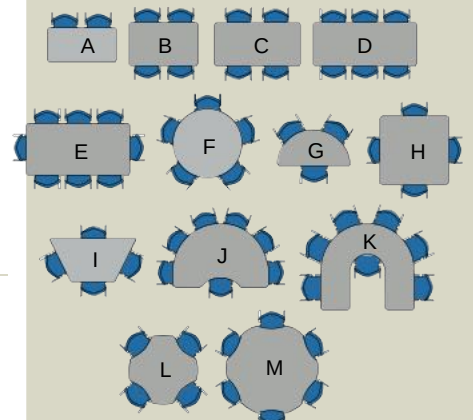
<u>38-2226</u>	Floor Rectangle Table (24" x 48")	<u>38-2258</u>	Floor Wave Table (30" x 54")
<u>38-2236</u>	Floor Rectangle Table (30" x 48")	<u>38-2244</u>	Floor Round Table (36")
<u>38-2237</u>	Floor Rectangle Table (30" x 60")	<u>38-2266</u>	Floor Round Table (48")
<u>38-2238</u>	Floor Rectangle Table (30" x 72")	<u>38-2287</u>	Floor Trapezoid Table (30" x 60")
<u>38-2247</u>	Floor Rectangle Table (36" x 60")	<u>38-2270</u>	Floor Horseshoe Table (60" x 66")
<u>38-2251</u>	Floor Delta Table (60" x 60")	<u>38-2268</u>	Floor Kidney Table (48" x 72")
<u>38-2252</u>	Floor Wave Half Table (30" x 54")		



MG2200 Series Activity Tables

Marco Activity Tables provide a heavy-duty all-purpose table for classrooms, meeting rooms and offices. Hefty 1 1/8" thick thermo-fused melamine are accented with black or colored 3mm PVC edge banding which is significantly stronger than T-molding and eliminates a place for germs to hide. Matching powder-coat legs adjust from 16"-24" and 21"-30" adjustable in 1" increments. Heavy-gauge steel stretcher bar reinforces 54" or larger.

A	<u>MG2226</u>	Rectangle Table (24" x 48")
B	<u>MG2236</u>	Rectangle Table (30" x 48")
C	<u>MG2237</u>	Rectangle Table (30" x 60")
D	<u>MG2238</u>	Rectangle Table (30" x 72")
E	<u>MG2248</u>	Rectangle Table (36" x 72")
F	<u>MG2266</u>	Round Table (48")
G	<u>MG2277</u>	Half Round Table (48" x 24")
H	<u>MG2216</u>	Square Table (48" x 48")
I	<u>MG2287</u>	Trapezoid Table (30" x 60")
J	<u>MG2268</u>	Kidney Table (48" x 72")
K	<u>MG2270</u>	Horseshoe Table (60" x 66")
L	<u>MG2265</u>	Clover Table (48")
M	<u>MG2208</u>	Flower Table (60")




This is a representation of the products available. Please contact us for a complete selection and delivered pricing.

PREMIER™ Series Multimedia Tables

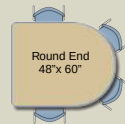
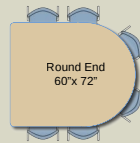
The Premier™ Series tables are designed with a strong tubular leg that can hold up to the daily demands of any classroom environment. Tabletops are 1 1/2" particleboard with thermofused laminate surface on both sides, allowing for easy cleanup. The 3mm PVC edge band prevents places for germs to hide. 16-gauge steel legs are mounted on 12-gauge steel plates, fully coated with a powder coat finish. Legs are available in 2 adjustable sizes (21"- 31" standard height) or (32"- 42" tall height). Nickel-plated nylon swivel glides are standard.

- [43-2260](#) 48" x 60"
- [43-2260-P](#) 48" x 60" w/ Power Supply
- [43-2261](#) 60" x 72"
- [43-2261-P](#) 60" x 72" w/ Power Supply




Optional Power Module with 3-AC Outlets and 2-USB Ports

Module has a 10 foot power cord and Overload protection with reset switch.




Tabletop Laminate Color Options



Dry Erase Laminate Color Options

Only available with black or gray EB except for White HPL.



White HPL is available with all EB colors. (Includes upcharge)

Edge Banding Color Options

Edge band color options vary depending on selected laminates.



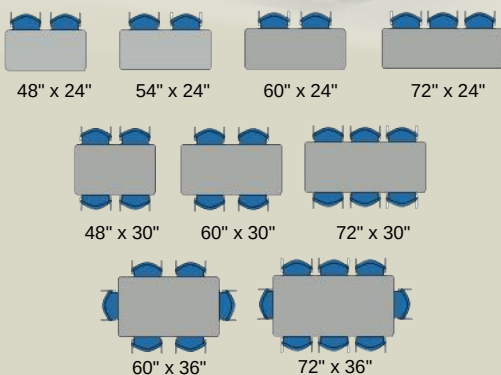
Leg Color Options



Tables nest together with only 4 3/8" between each table.

Flip and Nest Training Tables

The versatility and mobility of the Flip and Nest table makes it the perfect addition for training or meeting rooms. Simply flip the top for easy storage. Legs are 2" diameter, 14-gauge steel and are available in a Gray or Black powdercoat finish. Comes with 2" locking casters.



- [42260429](#) 48" x 24"
- [42250429](#) 54" x 24"
- [42280429](#) 60" x 24"
- [42300429](#) 72" x 24"
- [42360429](#) 48" x 30"
- [42370429](#) 60" x 30"
- [42380429](#) 72" x 30"
- [42470429](#) 60" x 36"
- [42480429](#) 72" x 36"




MADE BY MARCO



This is a representation of the products available. Please contact us for a complete selection and delivered pricing.

Leg Powdercoat Finish Options



(For Dimension Tables Only)



Dimension Series Activity Tables



Laminate Color Options



<u>DIM3672HM</u> 36" x 72" Half Moon	<u>DIM48CL</u> 48" Clover	<u>DIM2448</u> 24" x 48" Rectangle
<u>DIM60HRCL</u> 30" x 60" Half Clover	<u>DIM48HR</u> 48" Half Round	<u>DIM2454</u> 24" x 54" Rectangle
<u>DIM84HRCL</u> 40" x 84" Half Clover	<u>DIM60HR</u> 60" Half Round	<u>DIM2460</u> 24" x 60" Rectangle
<u>DIM30R</u> 30" Round	<u>DIM3672HHS</u> 36" x 72" Half Horseshoe, R	<u>DIM2472</u> 24" x 72" Rectangle
<u>DIM36R</u> 36" Round	<u>DIM3672HHS</u> 36" x 72" Half Horseshoe, L	<u>DIM3036</u> 30" x 36" Rectangle
<u>DIM42R</u> 42" Round	<u>DIM4872HS</u> 48" x 72" Horseshoe	<u>DIM3048</u> 30" x 48" Rectangle
<u>DIM48R</u> 48" Round	<u>DIM2436T</u> 24" x 36" Trapezoid	<u>DIM3054</u> 30" x 54" Rectangle
<u>DIM3672K</u> 36" x 72" Kidney	<u>DIM2448T</u> 24" x 48" Trapezoid	<u>DIM3060</u> 30" x 60" Rectangle
<u>DIM4872K</u> 48" x 72" Kidney	<u>DIM3060T</u> 30" x 60" Trapezoid	<u>DIM3072</u> 30" x 72" Rectangle
<u>DIM30SQ</u> 30" Square	<u>DIM4284T</u> 42" x 84" Trapezoid	<u>DIM3648</u> 36" x 48" Rectangle
<u>DIM36SQ</u> 36" Square	<u>DIM4896T</u> 48" x 96" Trapezoid	<u>DIM3660</u> 36" x 60" Rectangle
<u>DIM42SQ</u> 42" Square	<u>DIM2436</u> 24" x 36" Rectangle	<u>DIM3672</u> 36" x 72" Rectangle
<u>DIM48SQ</u> 48" Square		<u>DIM4260</u> 42" x 60" Rectangle

** Dry Erase Whiteboard top available with upcharge.

Spray Edge Color Options



Premium Spray Edge/ Poly Plastic Color Options



Makerspace Tables

With its heavy-duty frame, our Makerspace tables are ready to support whatever you create. High-Pressure laminate top. Heavy duty 4" locking rubber casters. Lifetime Frame Warranty. Available in 3 heights: 29", 36", or 40".



<u>MAKR3672-29</u>	<u>MAKR4848-29</u>
<u>MAKR3672-36</u>	<u>MAKR4848-36</u>
<u>MAKR3672-40</u>	<u>MAKR4848-40</u>
<u>MAKR4248-29</u>	<u>MAKR4860-29</u>
<u>MAKR4248-36</u>	<u>MAKR4860-36</u>
<u>MAKR4248-40</u>	<u>MAKR4860-40</u>



Nurse's Stool

Elevate your school's wellness room with USACapitol's Nurse Stool! Our resilient polypropylene plastic seat is easy to clean, built to last, and available in 25 bold colors. Easily adjust the height with the gas lift and wheel around on smooth casters, providing a comfortable and flexible seating solution for a school nurse.

[3180](#)



First Aid Couch with Detachable Pillow

Our premium first-aid couch is neatly upholstered in health-care approved anti-bacterial, bleach cleanable, heavy duty vinyl. The first aid couch also has an optional paper dispenser (not shown). High density foam is used for comfort.

[1201](#)

This is a representation of the products available. Please contact us for a complete selection and delivered pricing.



CORRELL
American made since 1969



Folding Tables

Commercial Laminate

- 1" 18 gauge steel legs; 1 1/2" one-piece steel apron
- Mar-proof plastic foot caps & edge molding
- Automatic lock-open mechanism
- 3/4" two-sided, dent, scratch, & water resistant thermal fused laminate top
- Short adjustable height leg, 17" to 27". Add -S to model #



- Fixed 29"
18" x 72"
24" x 72"
30" x 48"
30" x 60"
30" x 72"
30" x 96"
36" x 96"
60" Round

- CF1872TF
CF2472TF
CF3048TF
CF3060TF
CF3072TF
CF3096TF
CF3696TF
CF60TF

- Adjustable 22"-32"
NA
CFA2472TF
CFA3048TF
CFA3060TF
CFA3072TF
CFA3096TF
CFA3696TF
NA

Standard Color Combinations



Build to Order 12 units or less normally ship in 5 business days. All colors & sizes.



Activity Tables

Commercial Laminate

- Two-sided commercial grade thermal-fused laminate
- 1 1/4" thick ultra-density board is scratch, stain, & dent resistant
- Universal leg adjusts from 19" to 29" in 1" increments
- The safest activity tables you can buy!



- A4242TF-SQ Square, 42" x 42"
A2460TF-REC Rectangle, 24" x 60"
A3048TF-REC Rectangle, 30" x 48"
A3060TF-REC Rectangle, 30" x 60"
A3072TF-REC Rectangle, 30" x 72"
A2448TF-TRP Trapezoid, 24" x 24" x 48"
A48TF-CLO Clover, 48" x 48"
A6066TF-HOR Horseshoe, 60" x 66"
A4872TF-KID Kidney, 48" x 72"
A48TF-OCT Octagonal, 48" x 48"
A60TF-FLR Flower, 60" x 60"
A48TF-RND Round, 48"



Build to Order 12 units or less normally ship in 5 business days. All colors & sizes.



Top Color Options



T-Mold Color Options

If not specified, BLACK will ship.



Leg Color Options

If not specified, Black/Chrome will ship.

Black/Chrome	Gray/Chrome





Folding Tables

Commercial Blow-Molded Plastic

- For lightweight, easy-handling, heavy duty commercial use, where top may be exposed to food, crayons, markers, paints, chemicals, and other stains
- Lightweight, waterproof, & virtually indestructible one piece plastic top
- Top color fully permeates the plastic and will not wear off
- Mar-proof plastic foot caps and automatic lock-open mechanism on all tables
- Strong steel "ladder" frame



NOTE: Short adjustable height leg, 17" to 27". Add -S to the model number to order.

	Fixed 29"	Adjustable 22"-32"
18" x 72"	R1872*	NA
24" x 48"	R2448	RA2448
30" x 60"	R3060	RA3060
30" x 72"	R3072	RA3072
30" x 96"	R3096*	RA3096*
60" Round	R60*	NA

QSP Quick Ship 12 units or less, normally ship in 1-3 business days, 3-5 days for short adjustable leg.



Maximum Support from Integrated Steel Ladder Frame

Standard Color Combinations

R1872, R60, R3096 & RA3096 available ONLY in Gray Granite or Mocha Granite

Gray Granite (Top) Black (Frame)	Mocha Granite (Top) Brown (Frame)
Red (Top) Black (Frame)	Blue (Top) Black (Frame)
Yellow (Top) Black (Frame)	Green (Top) Black (Frame)

Activity Tables

Commercial Blow-Molded Plastic

- Tops are light weight, scratch and impact resistant
- Colors go all the way through, will not wear or scrape off
- Free-Standing, full perimeter welded steel frames
- Legs attach to frames with 3 bolts each
- Universal legs adjust from 19" to 29" in 1" increments



Top Color Options

Only AR60-RND & AR3096-REC available ONLY in Gray Granite

Gray Granite	Red	Blue

Yellow Green

Leg Color Options

If not specified, Black/Chrome will ship.

AR2448-REC	Rectangle, 24" x 48"
AR3060-REC	Rectangle, 30" x 60"
AR3072-REC	Rectangle, 30" x 72"
*AR3096-REC	Rectangle, 30" x 96"
*AR60-RND	Round, 60"
AR4872-KID	Kidney, 48" x 72"



Build to Order 12 units or less normally ship in 5 business days. All colors & sizes.



This is a representation of the products available. Please contact us for a complete selection and delivered pricing.



NPSBT3060



Blow Molded Folding Tables

- 2-inch thick top
- Lightly spotted grey top with grey textured powder coated legs
- Can withstand heat up to 212° Fahrenheit
- Lightly textured surface to resist scratching yet smooth enough to write on
- UV Protected for outdoor use.

Rectangle

- Wishbone shaped legs
- 17-gauge steel frame; 18-gauge legs
- Gravity slide lock for extra stability
- NPSBT2448** 48"L x 24"W x 29½"H, white **\$141.00**
- NPSBT3060** 60"L x 30"W x 29½"H, white, 1¾" thick top. 1,000 lb. wt. capacity **\$177.00**
- NPSBT3072** 72"L x 30"W x 29½"H, white, 1¾" thick top. 1,000 lb. wt. capacity **\$196.00**
- NPSBT3096** 96"L x 30"W x 29½"H, white. 800 lb. wt. capacity **\$290.00**
- NPSBT3072-20** 72"L x 30"W x 29½"H, charcoal, 1¾" thick top. 1,000 lb. wt. capacity **\$196.00**

Seminar

- Lightweight for easy set-up and transport
- 700 lb. weight capacity
- 16-gauge cantilevered comfort legs set 11" from back of no more banged up knees
- Stack up to 12 high on DY3072 and DY3096
- NPSBT1860** 60"L x 18"W x 29½"H. 18-gauge strength frame **\$173.00**
- NPSBT1872** 72"L x 18"W x 29½"H. 18-gauge strength frame **\$184.00**
- NPSBT1896** 96"L x 18"W x 29½"H. 17-gauge strength frame **\$260.00**

Round

- Snap lock for extra stability.
- NPSBT48R** 48" Dia. x 29½"H. 700 lb. wt. capacity **\$224.00**
- NPSBT60R** 60" Dia. x 29½"H. 1,000 lb. wt. capacity **\$349.00**
- NPSBT71R** 71" Dia. x 29½"H. 700 lb. wt. capacity **\$520.00**

Round Table Dolly

- 10 table capacity.
- NPSDY60R** Use with 48" and 60" tables **\$531.00**
- NPSDY71R** Use with 71" tables **\$632.00**
- NPSDYMU** Use with round 48-60" or rectangle 72-96" tables **\$599.00**



NPSBT1860

NPSBT60R

NPSDYMU

NPSDY71R



Fold-in-Half Table

The perfect solution for indoor or outdoor use that calls for affordable, lightweight, weather resistant and highly durable folding tables. With the all-new decorative 6 ft. fold-in-half heavy duty table, NPS brings you a table with a new level of elegance and style. Rounded ends and oblique edges. This space-saving table folds in half, making it very convenient for storage when you are not using it. Special rainbow shaped legs allow for an extra seat on each end of the table. No more banged up knees! Fixed height. Speckled gray powder-coated 19-gauge steel frame. Dimensions: 30"W x 29.5"H x 71.8"D

NPSBMFIH3072

\$195.00



Table Assist Dolly

The TAD Dolly is an innovative unit that makes setting up and taking down tables all by yourself as easy as 1-2-3. The TAD works for rectangular folding tables of any size. This sturdy, tubular steel dolly boasts a 1,000-lb weight capacity and can be used for up to ten tables. May be used for 4', 5', 6', or 8' tables.

NPSTAD

\$807.00




Folding Table Dolly

- Capacity: 12 Tables High
- NPSDY3072** 72"L **\$634.00**
- NPSDY3096** 96"L **\$752.00**

Collaborative Desks Series


Tabletops are 1½" thick particleboard with thermofused laminate surface on both sides with 3mm PVC edge banding. 16-gauge steel legs are mounted on 12-gauge steel plates, fully coated with a powder coat finish. Adjustable nylon glides come standard.

Tabletop Laminate Color Options



Dry Erase Laminate Color Options

Only available with black or gray EB except for White HPL.



White HPL is available with all EB colors. (Includes upcharge)

Edge Banding Color Options

Edge band color options vary depending on selected laminates.



Leg Color Options



PREMIER™ Series

Feature round shaped legs. Lower legs have a chrome finish and adjust from 21"-31" heights at 1" increments.

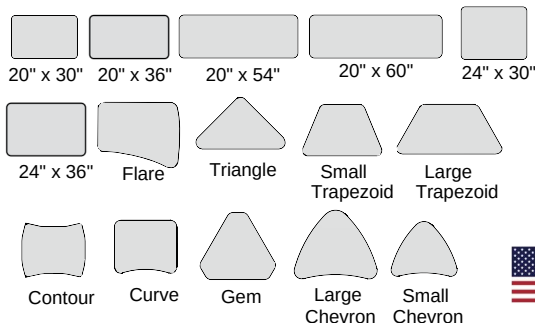
- [43-2223](#) Rectangle Desk (20" x 30")
- [43-2220](#) Rectangle Desk (20" x 36")
- [43-2221](#) Rectangle Desk (20" x 54")
- [43-2222](#) Rectangle Desk (20" x 60")
- [43-2229](#) Rectangle Desk (24" x 30")
- [43-2224](#) Rectangle Desk (24" x 36")
- [43-2291](#) Curve Desk (24" x 28")
- [43-2271](#) Gem Desk (29¾" x 33½")
- [43-2272](#) Triangle Desk (23" x 23" x 41")
- [43-2274](#) Flare Desk (30" x 24")
- [43-2283](#) Trapezoid Desk (31" x 20" x 19")
- [43-2284](#) Trapezoid Desk (36" x 23" x 19")
- [43-2292](#) Small Chevron Desk (25" x 30")
- [43-2290](#) Large Chevron Desk (31" x 38")
- [43-2310](#) Contour Desk (24" x 28")



APEX® Series

Feature oval shaped legs. Lower legs adjust from 21"-30" heights at 1" increments.

- [38-2223](#) Rectangle Desk (20" x 30")
- [38-2220](#) Rectangle Desk (20" x 36")
- [38-2221](#) Rectangle Desk (20" x 54")
- [38-2222](#) Rectangle Desk (20" x 60")
- [38-2229](#) Rectangle Desk (24" x 30")
- [38-2224](#) Rectangle Desk (24" x 36")
- [38-2291](#) Curve Desk (24" x 28")
- [38-2271](#) Gem Desk (29¾" x 33½")
- [38-2272](#) Triangle Desk (23" x 23" x 41")
- [38-2274](#) Flare Desk (30" x 24")
- [38-2283](#) Trapezoid Desk (31" x 20" x 19")
- [38-2284](#) Trapezoid Desk (36" x 23" x 19")
- [38-2292](#) Small Chevron Desk (25" x 30")
- [38-2290](#) Large Chevron Desk (31" x 38")
- [38-2310](#) Contour Desk (24" x 28")



Desk Accessories

- [98-1006](#) Plastic Book Box
- [98-1014](#) 2-Sided Book Box
- [98-1016](#) 2½" Locking Casters (set of 2)
- [98-1013](#) Makerspace Tray
- [98-1013](#) Mount Kit
- [98-1004](#) Backpack Hook



Single Student Desks



440P Aptitude Student Desk with Bookbasket

Tops available in laminate spray edge and hard plastic. Powder-coat book box with chrome frame and inserts. Adjustable height 23½" to 29½".



310 Focus Desk

Tops available in laminate spray edge and hard plastic. Adjustable height 22"-33"H. Backpack hooks included



470 Aptitude Open Front Desk

Tops available in laminate spray edge and hard plastic. 18" x 24" x 5/8" top. Powder-coat frame with chrome inserts. Adjustable height 22¼"-30¼".



0CURL Student Desk

Tops made with laminate with spray edge

- Powder-coat frame with chrome inserts
- Adjustable height 22¼" to 30¼"



0CASK Student Desk

- Tops made with laminate with spray edge
- 28" x 30" top
- Powder-coat frame with chrome insert
- Backpack hooks included
- Wide chair access



WING Student Desk

- 2 options available for tops are laminate spray edge or HPCL
- 20" x 36" top
- Powder-coat frame with chrome inserts
- Adjustable height 22¼" to 30¼"



420 Single Student Desks

2 options available for tops are laminate spray edge or HPCL. 20" x 36" x 5/8" top.

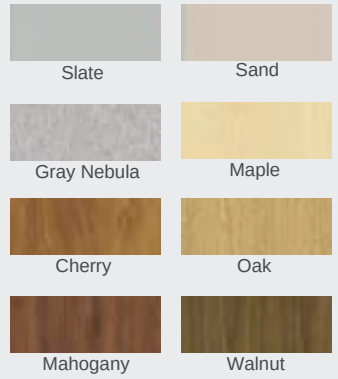
- 420** Adjustable height at 1" increments, 23½"-29½"
- 420ADA** Adjustable height at 1" increments, 27¼"-34¼"



360SE Stealth Student Desk

Available both in laminate with spray edge and hard plastic. 28" x 28" x 36" top. Allows wide chair access. Adjustable height 22½"-30½".

Standard Hard Plastic Top Options



Laminate Color Options



DISCONTINUED





Collaborative Tables work in classrooms of every configuration from elementary through high school.



JON6310JCS000

JON6311JCS210

JON6311JCS420

KYDZ Safe **KYDZ Strong** **TRU Edge**



Berries® Collaborative Tables

New dynamic shapes provide flexibility in learning situations—where the table can be used individually as a desk and also combined with other tables to create larger collaborative spaces. The mobile-ready legs are made with durable 16 gauge steel, feature adjustable levelers, and adjust from 18" to 29"H in 1" increments. Upper leg powder coated to match TRUEdge® color. Durable 1½" thick dual-sided laminate tops. Made in the USA.

Bowtie Tables

Great for an individual desk, yet versatile for easy combinations with other Bowtie or Hub Tables to create a larger collaborative learning space. 24" x 35" laminate top with matching TRUEdge® & upper legs. Weight 40 lbs.

\$426.80 Each

- [JON6310JCS000](#) Gray top w/Gray edge & legs
- [JON6310JCS011](#) Maple top w/Black edge & legs
- [JON6310JCS410](#) Maple top w/Gray edge & legs
- [JON6310JCS210](#) Oak top w/Black edge & legs
- [JON6310JCS211](#) Oak top w/Gray edge & legs

[JON6310JCS420](#) Dry Erase top w/Black edge & legs **\$528.80**

Hub Tables

Serves as the "learning space hub." Can accommodate several students and pairs with Bowtie Tables or 48" round tables for larger collaborative learning spaces. 44" x 47" laminate top with matching TRUEdge® & upper legs. Weight 66 lbs.

\$540.20 Each

- [JON6311JCS000](#) Gray top w/Gray edge & legs
- [JON6311JCS011](#) Maple top w/Black edge & legs
- [JON6311JCS410](#) Maple top w/Gray edge & legs
- [JON6311JCS210](#) Oak top w/Black edge & legs
- [JON6311JCS211](#) Oak top w/Gray edge & legs

[JON6311JCS420](#) Dry Erase top w/Black edge & legs **\$835.00**


Berries® Collaborative Tables Mobility Kit

Includes four, locking dual-wheel casters. This gives you three foot options— 4 levelers, 4 casters, or 2 casters and 2 levelers for a wheel-barrow style.

\$75.80 Each

- [JON6395JC](#) Black
- [JON6395JC000](#) Gray


Berries® Plastic Chair Color Options



Blue (003) Purple (004) Teal (005)



Yellow (007) Red (008) Navy (112)



Orange (114) Green (119) *Camel (251)



*Key Lime (130) *Coastal Blue (131)

Berries® Plastic Chairs

Child-friendly design promotes seating comfort, durability and attractive styling. Chairs feature a heavy gauge steel frame, nylon glides to reduce noise, easy-to-clean polypropylene shell, and non-exposed rivets to prevent snags. 5-year warranty.

Seat Ht	Powder-Coated Legs	Chrome Legs
10"	JON8120JC1 \$79.40	JON8140JC1 \$79.40
12"	JON8122JC1 \$83.40	JON8142JC1 \$83.40
14"	JON8124JC1 \$86.00	JON8144JC1 \$86.00
16"	JON8126JC1 \$116.80	JON8146JC1 \$116.80
18"	—	JON8148JC1 \$117.80

* Chrome Legs Camel not available

* Powder Coated Legs Key Lime & Coastal Blue not available

ESTO Student Desk & Table Line

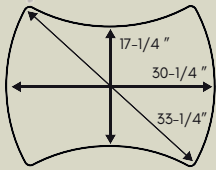
ESTO

cef

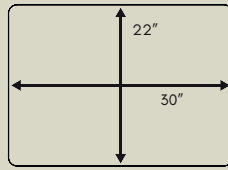
INNOVATE.CREATE.REPEAT.

Height Adjustable Individual Student Desk & Tables

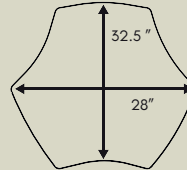
We are thrilled to present our new student desk and table line, ESTO. As with all CEF products, ESTO has been meticulously crafted to endure the rigors of the classroom, while still delivering aesthetically pleasing designs that embody both quality and durability. ESTO desks and tables come in unique shapes and three different top versions. Integrated backpack hooks and adjustable legs come as standard features, and there is a generous selection of color options available to help you create your ideal classroom setting. Additionally, optional colored casters and a choice between two bookboxes are available to complete your design.



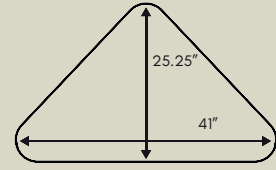
Hourglass



Rectangle



Hyve



Triangle

Standard:

- Glides
- Height Adjustable Legs
- Integrated Backpack Hooks

Height Adjustable Legs:

- Glides (21"-32")
- Casters (23"-34")



34" x 60"



Top Offerings:

- High-Pressure Laminate with Colored T-Molding
- High-Pressure Laminate on Baltic Birch
- Fenix on Baltic



52" x 60"



30" x 60"

FENIX[®]

Innovative Materials:

- Scratch Resistant
- Soft Touch
- Anti-fingerprint
- Easy Cleanability
- Low Light Reflectivity
- Thermal Healing



Scan to Watch!

2 Student Team Table



Options:

- Undermount Electrical Modesty Panel
- Cable Management Tray
- 3" all Locking & Swivel Casters
- Book Boxes

Dimensions:

- Top Sizes: 30" x 60" & 30" x 72"
- Heights: 26" on glides only or 34" on casters only (height includes casters)

Introducing our new Two-Student Team Table as part of the ESTO line. As with all CEF products, ESTO Team Tables have been meticulously crafted to endure the rigors of the classroom, while still delivering aesthetically pleasing designs that embody both quality and durability. ESTO Team Tables come in two sizes, three heights, and three different top versions. Options include a modesty panel, undermount electrical, and a cable management tray.

Inverse-Split Table



Top Offerings:

- Wave or Rectangle Shape
- High-Pressure Laminate with Colored T-Molding
- High-Pressure Laminate on Baltic Birch
- FENIX® on Baltic Birch

Base Options:

- All Bins
- Split Shelves
- Full Cabinet Shelves
- Half Bins Half Shelves
- Cubby Pod with Bins & Backpack Hooks



Scan QR to learn more!

Options:

- Undermount Electrical
- Cabinet Doors With or Without Locks
- Colored Pegboard
- Magnetic Dry Erase Board (only available on 42"H)
- Magnetic Mounted Stools

Dimensions:

- Top Sizes – 30" x 50" & 30" x 60"
- Table Heights – 30", 34" & 42"
- Cabinet Internal Depth– 17"
- Internal Width– 26"
- Internal Heights – 25", 29" & 37"

Introducing our new Inverse Table as part of the ESTO line. As with all CEF products, the ESTO Inverse Table has been meticulously crafted to endure the rigors of the classroom, while still delivering beautiful designs that embody both quality and durability. The ESTO Inverse Table comes in two sizes, three heights, and three different top versions. Options include customizable storage cabinetry, locking doors, undermount electrical, and our popular magnetic-mounted stools.


Hierarchy Chairs

With ergonomics in mind, Hierarchy is a colorful and flexible solution for stimulating focus and motivation in your learning environment. Multiple sizes, bases, and vibrant colors for all ages of learners. Flexible and ergonomically shaped seat with lumbar support for easy position changes, eliminating stagnant environments. Smooth reinforced back allows for flex action without sharp ridges. Patent pending. SCS Indoor Advantage Gold Certified.



MOORECO

Chair Frame Color Options



Chrome Platinum

Shell & Edge Band Color Options



Bee Black

Blue Cayenne

Cool Grey Currant

Endless Sea Green

Morning Fog Moss

Navy Orange

Yellow Purple


Red White

(not available for Shell)

Platinum

(not available for Shell)

Laminate Color Options



Amber Cherry Asian Night

Castle Oak Fusion Maple

Graphite Nebula Grey Elm

Grey Nebula Low Line

WhiteBoard

(Includes upcharge)

Leg Color Options



Black Platinum



4-Leg Base

Features heavy gauge chrome (CH) or platinum (PL) steel base. Includes nylon swivel glides.

- [53312-1-XXXX-NA-XX](#) 12" Chair Ht. ~~\$159.13~~
- [53314-1-XXXX-NA-XX](#) 14" Chair Ht. ~~\$168.76~~
- [53316-1-XXXX-NA-XX](#) 16" Chair Ht. ~~\$179.17~~
- [53318-1-XXXX-NA-XX](#) 18" Chair Ht. ~~\$189.59~~

Please add Chrome (CH) or Platinum (PL) steel base after Item Number.

EX: 53312-1-XXXX-NA-CH
12" Chair with Chrome Steel Base



4-Leg Caster Base

Features heavy gauge chrome (CH) or platinum (PL) steel base with 2" swivel casters, in your choice of hard (HC) or soft (SC) depending on your flooring needs.

- [54316-1-XXXX-NA-XX-HC](#) 16" Chair Ht. ~~\$231.11~~
- [54316-1-XXXX-NA-XX-SC](#) 16" Chair Ht. ~~\$241.50~~
- [54318-1-XXXX-NA-XX-HC](#) 18" Chair Ht. ~~\$237.88~~
- [54318-1-XXXX-NA-XX-SC](#) 18" Chair Ht. ~~\$240.06~~

Please add Chrome (CH) or Platinum (PL) steel base after Item Number.

EX: 54316-1-XXXX-NA-PL-HC
16" Chair with Platinum Steel Base and 2" Hard Swivel Casters



Cantilever Base

Features heavy gauge chrome (CH) or platinum (PL) steel base. Includes nylon swivel glides.

- [53214-1-XXXX-NA-XX](#) 14" Chair Ht. ~~\$191.04~~
- [53216-1-XXXX-NA-XX](#) 16" Chair Ht. ~~\$207.70~~
- [53218-1-XXXX-NA-XX](#) 18" Chair Ht. ~~\$208.64~~

Please add Chrome (CH) or Platinum (PL) steel base after Item Number.

EX: 53214-1-XXXX-NA-CH
14" Chair with Chrome Steel Base

Hierarchy Desks

Hierarchy Desks offer quick assembly, sturdy construction, numerous group configurations, and height adjustability. Comes with scratch resistant 1-1/4" thick HPL top. Available in gray elm or fusion maple with matching edge bands and platinum finish legs. Legs include floor safe glides. Standard legs adjust from 18" to 29"H. Additional available options include: youth height legs (adjust from 12" to 18"H), standing height legs (adjust from 27" to 42"H), and locking casters. 13 year limited warranty. Patented design. SCS Indoor Advantage Gold Certified

Rectangle \$509.97

- [BLT55302](#) Gray Elm HPL - Matching Edge - Platinum Legs
- [BLT55303](#) Fusion Maple HPL - Matching Edge - Platinum Legs

Shapes \$480.66

- [BLT55300](#) Gray Elm HPL - Matching Edge - Platinum Legs
- [BLT55301](#) Fusion Maple HPL - Matching Edge - Platinum Legs

AVID Instructor Desk

Instructor desk option is ideal for classroom and other educational settings. The customizable design of the Avid Modular Desk System makes creating your ideal workspace a breeze. Desktops are available in a variety of standard or custom laminates. Platinum base adds style to any space. 29.8"H x 60"W x 36.3"D. **\$1,908.76**

- [BLT91785-XXXX-XX](#) Right Hand
- [BLT91786-XXXX-XX](#) Left Hand



This is a representation of the products available. Please contact us for a complete selection and delivered pricing.

3-in-1 Soft Seating! MARCO

SONIK® Color Options



Bazaar



Imperial



Acid



Lagoon



Marine Blue



Jet



Plata



Storm



Carbon



Blackberry



SONIK® Floor Rocker

Introducing the Sonik® Floor Rocker, a versatile and fun seating addition to any active learning environment. The rocking base provides a front-to-back or side-to-side motion for constant micro-movement, which is crucial for many students' concentration and development. Constructed with a polyether foam padding on a plywood base and covered with high durability vinyl cover that is available in 10 different colors. 18"W x 6"H x 18"D.

[LF1512](#)



Stationary

The bell-shaped Carpin glides provide a stable and sturdy foundation for any stationary learning environment.



Mobile

The twin-wheel nylon casters deliver smooth, agile mobility that helps enhance in-class collaboration by allowing quick classroom rearranging when you need it.

Note: Casters sold separately.



Active

The rocking base allows energized kids to satisfy their urge to move in the learning environment. The result is a more attentive, comfortable and ready to learn student.

Note: Rocker Base sold separately.



SONIK® Round Stool

Our Round Stool was designed so that the standard foot glides can be easily interchanged to Casters for easy mobility or add a Rocker Base for flexible movement to support excess energy. Constructed with a polyether foam padding on a plywood base and covered with high durability vinyl cover that is available in 10 different colors.

[LF1510](#) 19"W x 16"H x 19"D
[LF1511](#) 19"W x 18"H x 19"D

Optional Accessories

[98-1007](#) 1½" Caster
[98-1009](#) Rocker Base

This is a representation of the products available. Please contact us for a complete selection and delivered pricing.

SONIK® Soft Seating Stools and Benches



Our soft seating assortment provides additional seating options for corridors, common areas, or media centers. Perfect for utilizing within large furniture groupings as a place to set personal items or spread out items for a project. Establish color schemes with pops of color to add a visual accent nearly anywhere. Constructed of ¾" plywood with foam padding and highly durable vinyl upholstery. Seating comes with standard foot glides. Casters available as additional option. Available in either 16" or 18" seat heights.



Curved Benches

- [LF1240](#) 24" Curve 42"W x 16"H x 19"D
- [LF1241](#) 24" Curve 42"W x 18"H x 19"D
- [LF1250](#) 36" Curve 54"W x 16"H x 19"D
- [LF1251](#) 36" Curve 54"W x 18"H x 19"D

Optional Accessories
[98-1007](#) 1½" Casters



30-Degree Curved Benches

- [LF1252](#) 27.4"W x 16"H x 24"D
- [LF1253](#) 27.4"W x 18"H x 24"D
- [LF1254](#) 53.2"W x 16"H x 24"D
- [LF1255](#) 53.2"W x 18"H x 24"D

Optional Accessories
[98-1007](#) 1½" Casters



Square Stools

- [LF1520](#) 19"W x 16"H x 19"D
- [LF1521](#) 19"W x 16"H x 19"D

Optional Accessories
[98-1007](#) 1½" Casters



Hexagon Benches

- [LF1530](#) 36"W x 16"H x 31"D
- [LF1531](#) 36"W x 18"H x 31"D

Optional Accessories
[98-1007](#) 1½" Casters



Rectangle Benches

- [LF1201](#) 48"W x 16"H x 19"D
- [LF1202](#) 48"W x 18"H x 19"D

Optional Accessories
[98-1007](#) 1½" Casters


SONIK® Color Options




Bazaar



Imperial




Acid




Lagoon




Marine Blue




Jet




Plata



Storm




Carbon



Blackberry





Champion
SPORTS



Maxafe SitSolution Ball with Legs

The Maxafe® SitSolution Ball is made with Flexton Silpower® material, this exercise ball chair will deflate slowly if damaged.

- CHSBRT53WL** 53cm Dia., Gray. Recommended for 5'1" - 5'6" **\$41.69**
- CHSBRT65WL** 65cm Dia., Gray. Recommended for 5'7" - 6'1" **\$50.64**

CHSKDCH
Youth,
19"L x 17"W x 23"H
\$159.14



CHSBCHX
Adult,
22"L x 22"W x 31"H
\$177.02



FitPro™ Ball Chair

- Promotes good posture
- Sculpted back provides ergonomic benefits and improves core strength by using trunk and abdominal muscles
- Compact, lightweight, and wheels on the legs make it easy to transport
- Durable plastic frame will withstand daily use
- Ball and hand pump included



High Volume Double Action Air Pump

- Pumps out air on both up and down strokes for fast inflation, and can also be used as a deflator for quick and convenient storage of balls
- Includes a large hose for comfortable and convenient pumping
- Valve adapter offers added versatility

CHSP50 **\$33.72**



FitPro™ Ball with Stability Legs

Stability Balls with Legs promote good posture while sitting at home, at the office, or at school! These balls provide ergonomic benefits by using trunk and abdominal muscles for core strengthening. It can also be used for stretching or exercise, and the four legs prevent the ball from rolling away. The FitPro Ball is made of the highest quality Italian resins, this ball is burst resistant.

- CHSBL42** 42cm Dia., Green. Recommended for under 5' **\$34.43**
- CHSBL55** 53cm Dia., Blue. Recommended for 5'1" - 5'6" **\$42.15**
- CHSBL65** 65cm Dia., Yellow. Recommended for 5'7" - 6'1" **\$51.20**
- CHSBL75** 75cm Dia., Red. Recommended for 6'2" - 6'8" **\$61.25**



This is a representation of the products available. Please contact us for a complete selection and delivered pricing.

Kids Adjustable Pivot Stool

Kore
Design



Introducing the Pivot Rotating Stool, an adjustable and ergonomic chair designed for children. The stool promotes continuous movement while sitting, helping to improve focus. It features waterproof and stain-resistant fabric, a stable base, and anti-slip rubber pads. The seat height is adjustable via a pull string, and it swivels 360° and tilts in any direction, providing an outlet for children with high energy. The stool is perfect for activities like homework, reading, drawing, eating, or board games. Limited Lifetime Warranty included.

- Seat Diameter: 11.8"
- Base Diameter: 13¾"
- Seat Material: Foam (Polyurethane) with plastic
- Seat Cover Mat: Fabric
- Base Material: Plastic
- Piston: Pull handle operated, pneumatic



Pull the donut-shaped handle to make adjustments to seat height.



Kids Adjustable Pivot Stool Tall

- Sitting Height: 16.5" to 21"
 - Max load weight: 154 lbs
 - Ages: 9 - 13 ; Grades 3 - 8; Height: 54" - 64"
- \$239.99**
[KD-AP-2524WH](#) Blue
[KD-AP-2524WK](#) Yellow
[KD-AP-2524WL](#) Grey

Kids Adjustable Pivot Stool Small

- Sitting Height: 13" to 17"
 - Max load weight: 110 lbs
 - Ages: 6 - 9; Grades 1 - 4; Height: 44" - 52"
- \$239.99**
[KD-AP-2024WH](#) Blue
[KD-AP-2024WK](#) Yellow
[KD-AP-2024WL](#) Grey



[KDAPSC-H2Q](#) (Set of All 4)

Replacement Cover *Available in Early 2025

Replacement Covers install easily over your existing stool and standard cover. Simply pull the handle through the slot. Then cinch string and tuck it away. **Call for pricing**

	Plain	Sleepy Eyes	Cheeky Eyes	SEL
Red	KD-APSC-A2G	KD-APSC-B2G	KD-APSC-C2G	KDAPSC-G2G (Angry)
Blue	KD-APSC-A2H	KD-APSC-B2H	KD-APSC-C2H	KDAPSC-D2H (Sad)
Green	KD-APSC-A2J	KD-APSC-B2J	KD-APSC-C2J	KDAPSC-E2J (Happy)
Yellow	KD-APSC-A2K	KD-APSC-B2K	KD-APSC-C2K	KDAPSC-F2K (Worry)
Grey	KD-APSC-A2L	KD-APSC-B2L	KD-APSC-C2L	—
Pale Blue	KD-APSC-A2M	KD-APSC-B2M	KD-APSC-C2M	—
Teal	KD-APSC-A2N	KD-APSC-B2N	KD-APSC-C2N	—
Sand Dollar	KD-APSC-A2P	KD-APSC-B2P	KD-APSC-C2P	—



A USA Company

smartplastic™

Anti-Microbial/Fungal Additives

Social and Emotional Learning (SEL)

SEL is an educational approach focused on developing students' interpersonal and emotional skills. It emphasizes self-awareness, self-regulation, empathy, and effective communication, fostering a positive and inclusive school environment. SEL programs aim to equip students with essential life skills, such as emotional intelligence and conflict resolution, contributing to improved academic performance. SEL promotes a positive school culture that prepares students to navigate the complexities of the modern world with resilience and empathy.

Active Sitting Benefits

Outlet for High Energy

Provides an outlet for children with high energy and sensory seating for ADD, ADHD or Autism.

Perfect for Activities

Homework, reading, drawing, eating or board games are no longer sedentary activities.

Ideal for All Children

Available in multiple sizes and colors and holds up to 275 lbs. (125 kg).

Increase Secondary Focus

Continuous movement while sitting relaxes the right side of the brain, leading to better focus.

Stable Base

Gentle-rounded base moves with child and comes to rest naturally upright.

Anti-Tip Safety

A patented Anti-Tip Safety Ring on the base prevents tip-overs and falls. An optional rubber pad is included for anti-skid or anti-marking.

Limited Lifetime Warranty

Satisfaction guaranteed with a Limited Lifetime Warranty on Kore Design™ wobble chairs.

Calming Colors

Reduced Stress and Anxiety

Calming colors can help create a soothing or relaxed atmosphere for both students and teachers.

Muted or Light Blues

Often associated with calmness and tranquility and lend to creating a serene environment.

Balanced Energy Levels

Certain calming colors neither overstimulate or cause fatigue, and help promote a positive attitude.

Tans and Light Beiges

Considered balanced and neutral tones, these colors contribute to a visually appealing backdrop.

Improved Focus and Concentration


Creating a peaceful and neutral setting can elevate attentiveness in learning settings.

Muted or Light Greens

Linked to nature, greens offer both calming and refreshing qualities in the classroom.

Wobble Chair

A Wobble Chair means kids don't have to sit still



Patented anti-tip design with a gently rounded bottom, Wobble Chair transforms the boring conventional seat into a playground for your child's imagination. Regular chairs force children's bodies to conform to an unnatural posture. The innovative Wobble Chair allows one's knees, hips and back to find comfortable and ever-changing positions. Made in the USA.

- Become more productive: Active sitting increases secondary focus.
- Now manufactured with an FDA approved antimicrobial that has been tested to reduce up to 99.9% of common bacteria
- Homework, drawing, eating and playing video/board games are no longer sedentary activities
- Colorful choices are great for any child's room or school environment
- Ideal for children with ADD or ADHD; provides an outlet for restlessness and extra energy. Kids love the Kore Wobble Chair
- Easy 2 minute assembly
- Award winning products made in the USA.



smartplastic™
Anti-Microbial/Fungal Additives

Pre-Teen Active Chair

11" dia. seat. 18.7" chair ht. 13¾" dia. base.

- Gently rounded ergonomic base allows you to move and flex without leaving your seat
- Exercises legs, back, and abdominal muscles
- Easy 2 minute assembly
- Great for doing homework and playing video games

\$101.99 Each

- KD-9118** Green
- KD-597** Purple
- KD-588** Gray
- KD-598** Black
- KD-589** Dark Blue
- KD-9119** Sand Dollar
- KD-9120** Pale Blue
- KD-9121** Teal



Preschool

11" Dia. Seat
12" Chair Ht.
13¾" Dia. Base

~~\$65.99~~

KD-121

KD-122

KD-123

KD-124

—

KD-125

KD-126

—

KD-128

KD-129

KD-130

Kids

11" Dia. Seat
14" Chair Ht.
13¾" Dia. Base

~~\$77.99~~

KD-112

KD-113

KD-599

KD-115

KD-116

KD-117

KD-590

KD-600

KD-603

KD-604

KD-605

Junior

11" Dia. Seat
16" Chair Ht.
13¾" Dia. Base

~~\$89.99~~

KD-612

KD-613

—

KD-614

—

KD-611

KD-610

KD-617

KD-618

KD-619

- Red
- Blue
- Purple
- Green
- Yellow
- Dark Blue
- Gray
- Black
- Sand Dollar
- Pale Blue
- Teal

This is a representation of the products available. Please contact us for a complete selection and delivered pricing.

The Office Stool Series

Kore
Design



The Office Stool Series is meticulously crafted to encourage physical and mental activity for adults seated at a fixed-height desk. Whether in the workplace or home office, these chairs are ideal for enhancing posture and strengthening the body's core, providing benefits throughout the workday.

- Height-Adjustable
- Durable Seat with Anti-Skid Base
- Active Sitting or Standing
- Simple Assembly
- Versatile Companion for Sit-Stand Desk
- Material Certificate Compliance - REACH, RoHS, PAHS, and BIFMA compliant
- Suggested for: Person Height 48"-74"/ Desk/Table Height 28"-42"
- Assorted Seat Color - Available in different fabric colors

22"-30" Office Adjustable Pivot Stool Square Seat



- Sitting Height: 22" to 30"
- Seat Diameter: 15.7"
- Base Diameter: 16"
- Seat Material: Fabric
- Base Material: Plastic
- Piston: Push button operated, non-rotating pneumatic, chrome finish
- Max load weight: 250 lbs.

~~\$259.99~~

- [KD-OP-5652BA](#) Black Fabric
- [KD-OP-5652BB](#) Grey Fabric
- [KD-OP-5652BC](#) Blue Fabric

22"-30" Office Adjustable Wobble Stool Round Curved Seat



- Sitting Height: 22" to 30"
- Seat Diameter: 12.4"
- Base Diameter: 12.4"
- Seat Material: Fabric
- Base Material: Plastic
- Piston: Push button operated, non-rotating pneumatic, chrome finish
- Max load weight: 300 lbs.

~~\$179.99~~

- [KD-OW-5722BA](#) Black Fabric
- [KD-OW-5722BB](#) Grey Fabric
- [KD-OW-5722BC](#) Blue Fabric

Increase Secondary Focus

Continuous movement while sitting relaxes the right side of the brain, leading to better focus.

Stable Base

Gentle-rounded, base moves with person and comes to rest naturally upright. Allows rocking movement in all directions.

Anti-Tip Safety

A patented Anti-Tip Safety Ring on the base prevents tip-overs and falls. An optional rubber pad is included for anti-skid or anti-marking.

Adjustable Seat Height

Adjustable versions allow you to raise or lower with 360° easy-access actuator ring. Variable heights for all sitting environments.

Limited Lifetime Warranty

Satisfaction guaranteed with a Limited Lifetime Warranty on Kore Design™ wobble chairs.

Seat Color Options



Black Fabric



Grey Fabric



Blue Fabric

20"-28" Office Adjustable Pivot Stool Round Seat

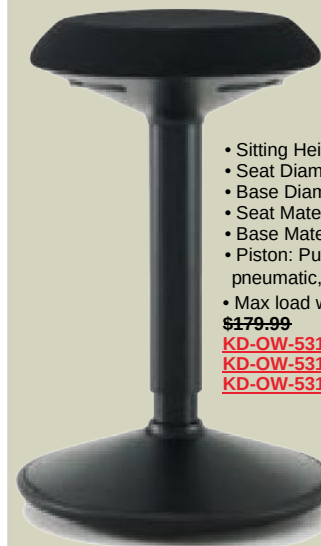


- Sitting Height: 20" to 28"
- Seat Diameter: 15"
- Base Diameter: 16"
- Seat Material: Fabric
- Base Material: Plastic
- Piston: Ring operated, non-rotating pneumatic, chrome finish
- Max load weight: 250 lbs.

~~\$199.99~~

- [KD-OP-5023BA](#) Black Fabric
- [KD-OP-5023BB](#) Grey Fabric
- [KD-OP-5023BC](#) Blue Fabric

21"-31" Office Adjustable Wobble Stool Tapered Seat



- Sitting Height: 21" to 31"
- Seat Diameter: 10"
- Base Diameter: 14"
- Seat Material: Fabric
- Base Material: Plastic
- Piston: Push button operated, non-rotating pneumatic, chrome finish
- Max load weight: 300 lbs.

~~\$179.99~~

- [KD-OW-5312BA](#) Black Fabric
- [KD-OW-5312BB](#) Grey Fabric
- [KD-OW-5312BC](#) Blue Fabric



A USA Company

smartplastic™
Anti-Microbial/Fungal Additives

This is a representation of the products available. Please contact us for a complete selection and delivered pricing.



Kore Design™ Teen/College Adjustable Chairs

Patented design with a gently rounded bottom, Wobble Chair transforms the boring conventional seat. The new adjustable height version gives teens and college students of all heights the chance to experience it. The innovative Wobble Chair allows one's knees, hips and back to find comfortable and ever-changing positions. Patented anti-tip safety ring to prevent falls. Maximum weight 350 lbs. Black.

KD-KOR7600 18"-25"H **\$201.99**
KD-KOR7601 Hi-Rise 21"-31½"H **\$213.00**



Kore Design™ Sit-Stand Student Desk

Helps harness focus, improve posture and boost energy. Tabletop is made with Anti-Microbial recyclable plastic and angles 45-90°, folds down flat. Piston and frame are made of steel. Adjustable height 31"-38". Lever raises and lowers desk for sitting or standing. Anti-Roll with non-slip locking casters. Backpack hook, cup holder, or pencil tray. Stack for storage. 10-year warranty.

\$429.99 Each

KD-KOR5001 Black
KD-KOR5002 Blue
KD-KOR5004 Green
KD-KOR5005 Gray
KD-KOR5008 Red



Kore Design™ Kids Adjustable Wobble Chair

Patented design with a gently rounded bottom and anti-tip ring, Wobble Chair transforms the boring conventional seat into a playground for your child's imagination. The new adjustable height version gives kids of all heights the chance to experience it. Regular chairs force children's bodies to conform to an unnatural posture. The innovative Wobble Chair allows one's knees, hips and back to find comfortable and ever-changing positions. Assembled in the USA.

- Manufactured with FDA approved antimicrobial that has been tested to reduce up to 99.9% of common bacteria
- Homework, drawing, eating and playing video/board games are no longer sedentary activities
- Ideal for children with ADD or ADHD; provides an outlet for restlessness and extra energy
- Active sitting increase Secondary Focus; kids learn better and are more productive
- Colorful choices make it a good fit for any child's room
- Durable and safe. Easy 2 minute assembly. Lifetime warranty
- Max weight 280 lbs.
- 11" diameter seat
- 2 height available
- 13¾" diameter base



Outlet for High Energy

Provides an outlet for children with high energy and sensory seating for ADD, ADHD or Autism.

Perfect for Activities

Homework, reading, drawing, eating or board games are no longer sedentary activities.

Ideal for All Children

Available in multiple sizes and colors and holds up to 275 lbs (125 kg)

Increase Secondary Focus

Continuous movement while sitting relaxes the right side of the brain, leading to better focus.

Stable Base

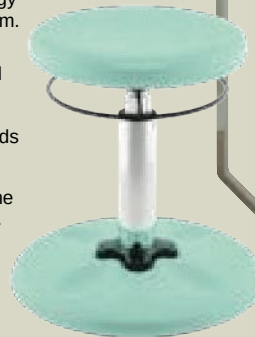
Gentle-rounded base moves with child and comes to rest naturally upright.

Anti-Tip Safety

A patented Anti-Tip Safety Ring on the base prevents tip-overs and falls. An optional rubber pad is included for anti-skid or anti-marking.

Limited Lifetime Warranty

Satisfaction guaranteed with a Limited Lifetime Warranty on Kore Design™ wobble chairs.



Standard Adjustable:
14"-19"H
\$149.99

Tall Adjustable:
16½"-24"H
\$154.99

KD-2112
KD-2113
KD-2115
KD-2116
KD-2117
KD-2560
KD-2590
KD-2599
KD-2601
KD-2602
KD-2603

Red
 Blue
 Green
 Yellow
 Dark Blue
 Black
 Gray
 Purple
 Sand Dollar
 Pale Blue
 Teal

KD-3100
KD-3101
KD-3102
KD-3103
KD-3104
KD-3105
KD-3106
KD-3107
KD-3109
KD-3110
KD-3111



This is a representation of the products available. Please contact us for a complete selection and delivered pricing.

Mobile Height Adjustable Sit Stand Desks

Kantek

Ideal for home, office, school! Foot pedal controlled Pneumatic mechanism allows for effortless height adjustment from seated to standing use. Unlimited height adjusts from 29¾" sitting to 44¼" standing; No preset height positions. Quality laminate platform with melamine surface for easy cleaning and durability. Solid steel frame with wide base for stability. Heavy-duty casters for smooth mobility, two locking.



Mobile Height Adjustable Sit Stand Desk, Compact

Worksurface size 23½"W x 20½"D. Maximum lift weight capacity 18 lbs. Dimensions: 23½"W x 20½"D x 29¾"- 44¼"H.

~~\$235.32~~

ST3300B Black
ST3300W White



Mobile Height Adjustable Sit Stand Desk, Large

Large Worksurface 31½"W x 22"D; Groove for phone or tablet, plus cup holder. Maximum lift weight capacity 24 lbs. Dimensions: 31½"W x 22"D x 29¾"- 44¼"H.

~~\$354.73~~

ST3330B Black
ST3330W White



Mobile Height Adjustable Sit Stand Workstation With Keyboard Tray- Black

Platform size 31½"W x 15"D; Keyboard tray size 31½"W x 11¼"D. Maximum lift weight capacity 24 lbs. Dimensions: 31½"W x 15¼"D x 29¾"-44¼"H.

ST3350

~~\$413.85~~



Sit to Stand Desk Riser - Manual

Advanced gas-assisted lift system for continual range of height adjustment up to 20" off the desk. Fully stable at all height positions. Large 35½" platform holds two 24" monitors. Minimal intrusion into the workspace and floor space. Repositionable keyboard tray for optimum comfort. Grommet hole to mount optional monitor arms for single and double monitor. Fully assembled.

~~\$720.60~~

ST3900 Black
ST3900W White



Simple push button operation

Electric Sit to Stand Workstation - Black

Adjust your work space up and down with the push of a button using the Electric Sit to Stand Workstation. Powerful electric motor lifts up to 100 lbs. on the platform vertically from 6.3" to 23.4". Large platform measures 35" wide x 21" deep and holds two 24" monitors. Desk riser also includes a keyboard tray. Grommet hole centered near the back edge mounts optional monitor arms for single and double monitors or it can be used for cable management. Electric mechanism is CE/UL certified. Comes fully assembled. Dimensions: 35"W x 26"D x 6"-23"H.

ST3965

~~\$825.61~~





NPS® Chair on the Go Series

Ergonomically designed, fiberglass-reinforced polypropylene seat offers the perfect solution for an intensive day of study. The seat swivels allowing students to shift focus throughout the room. The 16-gauge steel pyramid frame creates strong lasting support. Extra wide, reinforced 19½"W x 13¾"D tablet arm includes a deep slot to securely hold computer tablets. Tablet arms can be installed for either right or left handed students. Double wheeled casters provide 440 lbs. of total weight capacity. Store bags and books on the convenient base.

<u>NPSCOGO-04</u> Blue	\$414.00
<u>NPSCOGO-10</u> Black	\$414.00
<u>NPSCOGO-40</u> Red	\$414.00
<u>NPGLCOGO</u> Chair Glides (set of 4)	\$34.00

The Sit Stand Student Desk Pro

Features a one-button-click pneumatic adjusting system that makes it easy to adjust the desk's height. In addition, the strong powder coated steel frame offers maximum stability while ensuring that the desk will last for years. Made from easy-to-clean polypropylene, the 23½"W x 19½"D work surface also features an embedded tablet groove so students can keep their devices close at hand. In addition, the built-in modesty panel ensures that students have privacy, and the book-bag holder is a convenient place to store their belongings. Comes with 2½" two-tone, double-wheel hooded casters. Weight capacity 250 lbs. 10 Year Warranty. Adjusts easily from 28½"-41¾"H. Weight 35 lbs.

NPSSDG-20

~~\$532.00~~



Sit+Stand Student Desk

It's learning on the go! Take this desk with you anywhere you need to be as it easily moves with four 2½" double-wheel hooded casters. Attractive grey nebula desk top provides ample work space for all your needs in today's collaborative environments. Desks adjust easily and quietly from 27¾" - 44½"H through the use of a simple pneumatic lift system. Top measures 26"L x 20¾"D. 2" square support columns along with a comfortable foot stand make for rugged durability.

NPSEDTC

~~\$466.00~~



Teacher's Edupod
Desk & Lectern Combo
NPSEDPD **\$1,564.00**



Teacher's WorkPod
WorkPod Desk & Lectern Combo Kit
NPSTWP **\$1,784.00**

NPSTWPD WorkPod Desk Only **\$602.00**
NPSTWPL WorkPod Lectern Only **\$1,182.00**

Oklahoma Sound® Edupod Teacher's Desk & Lectern Combo

The Desk & Lectern Combo is the perfect solution to the 21st Century educational environment. Incorporating both a lectern and teacher's desk in one, the Workpod and Edupod accommodate both sitting and standing presentations. The steel lectern cabinet with adjustable shelves connects to a lightweight desktop mounted on a contemporary frame with matching modesty panel. Set the adjustable-height lectern top with book stop to match your comfort zone. Wire management grommets on the cabinet allow for technology use and the mesh front provides venting to prevent overheating. Includes six double wheel hooded 2" caster wheels (three locking). Overall dimensions: 68"L x 24"W. Desk dimensions: 48"L x 24"W. Cabinet dimensions: 24"L x 20"W x 35"H. The WorkPod is available in Black Steel. Select the Combo Set or select the Desk and Cabinet as individual components. The Edupod is only available as the Combo Set.

Euroflex Collaborative Combo Desks

Unlike traditional combos, Euroflex Collaborative Combo Desks maximize classroom space through compact design and easy entry on both sides of the combo. They offer flexible classroom setups, allowing educators to easily transition between collaborative group work and individual testing. Featuring quiet glides, these desks minimize distracting sliding noises. Additionally, these easy-to-clean combos are spacious, user-friendly for left-handed students, and accommodating of students of all sizes.

Without Bookbasket

3006 16" Seat Ht.
3008 18" Seat Ht.




With Bookbasket

3016 16" Seat Ht.
3018 18" Seat Ht.



Poly Shell Color Options




Black



Graphite




Navy



Freedom Blue

Frame Color Options

Chrome is available with upcharge.



Storm Gray



Chrome

Ntersect Stackable Chairs

- The one-piece seat is injection molded from special high-impact, blush-resistant polypropylene plastic
- The textured surface is etched to provide a non-slip surface and maintains a like-new appearance over years of use
- The underside of the shell is molded with an advanced rib pattern transferring weight directly to the frame
- Seat back incorporates handle for movement
- All-tubular design with round 18-gauge steel is attached to shell with four concealed machine rivets
- Exclusive dual-stacking system prevents loose stacks and falling chairs
- All welding is done prior to plating so it is not exposed

N12CHAIR

12" Seat Ht.

N14CHAIR

14" Seat Ht.

N16CHAIR

16" Seat Ht.

N18CHAIR

18" Seat Ht.



Legacy 500 Series Cross Brace Chairs

High strength steel, chrome base, hard plastic seats.

513

13½" Seat Ht.

515

15½" Seat Ht.

517

17½" Seat Ht.

517C

17½" Seat Ht. with casters


517M

17½" Seat Ht., music pitch

Seat Color Options




Navy




Sand




Burgundy



Slate



Hunter



Black



USACAPITOL

**Euroflex Poly Shell
& Stool Seat Color Options**

Black	Slate
Graphite	Navy
Freedom Blue	Santorini
Sky	Turquoise
Jetstream	Cloudburst
Peacock	Hunter
Kiwi	Gecko
Sunflower	Sockeye
Sunburst	Burnt Orange
Red Hot	Cardinal
Wine	Dragonfruit
Purple Orchid	Grape
Wisteria	

The Euroflex one-piece shell is generously sculpted, versatile, and comfortable. The shell is injection-molded in the USA from proprietary high-impact, blush-resistant polypropylene plastic with an antistatic additive. The responsive, active back encourages proper task position as well as ventilation. Dual-stacking, 4-way sit capabilities and unlimited customization options are available. Lifetime frame warranty.

Euroflex Chairs & Stools



4-Leg Chairs

- 3502** 12" Seat Ht.
- 3504** 14" Seat Ht.
- 3506** 16" Seat Ht.
- 3508** 18" Seat Ht.



Rockers

- 3704** 14" Seat Ht.
- 3706** 16" Seat Ht.
- 3708** 18" Seat Ht.



Motion Chair Swivel

- 3508S** 18" Seat Ht.



Adjustable Stools

- 3100** 25"-33", Swivel
- 3100F** 25"-33", Fixed Position



Both shown with optional seat pad

Lab Chairs

- 3190** 15½"-20¼" height with gas lift
- 3195** Adj., 20"-27" with foot ring and gas lift
- 3195XT** Extra Tall, Adj., 22½"-33½" height with foot ring and gas lift

Sit/Stand Chairs

- 35T24** 24" Ht.
- 35T28** 28" Ht.
- 35T30** 30" Ht.



Euroflex Stools

- 3112** 12", Fixed Ht.
- 3112A** 12"-16", Adj.
- 3118** 18", Fixed Ht.
- 3118A** 18"-24", Adj.
- 3124** 24", Fixed Ht.
- 3124A** 24"-30", Adj.

Premier™ Stacking Chair



Engineered for unparalleled comfort and adaptability, the Premier Chair boasts a distinctive “Four Sided” Waterfall edge feature which allows users to effortlessly switch between four or more positions, ensuring a personalized, ergonomic fit for every student.

Features:

- Available in 12", 14", 16" and 18" heights. (10" on special orders)
- Brackets are welded to underside of frame for added strength
- Legs are constructed of 1 1/2" tubular steel and come in gray powder coat finish or chrome
- Nickel-plated, self-leveling nylon glides that reduce scratching and marring with built in pads for noise reduction.
- Chairs stack 8-10 high
- 4-sided waterfall edge for multi position comfort



- 43101-12XX** 12" Seat Height
- 43101-14XX** 14" Seat Height
- 43101-16XX** 16" Seat Height
- 43101-18XX** 18" Seat Height

Please add Chrome (CR) or Gray (GY) base after Item Number.



Patented seat design allows for comfortable forward, reverse or sideways seating.

APEX™ Series Stack Chair

The Apex stack chair has a modern and ergonomic design with a patented shape that is contoured to provide maximum comfort throughout the day. These chairs come in 4 seat heights that support students throughout the K-12 spectrum. Available in the standard seat colors and legs, and are available in chrome or metallic gray.

- | | | |
|-------------------|-----------------|-------------------|
| Gray Leg | | Chrome Leg |
| 38101-12GY | 12" Seat Height | 38101-12CR |
| 38101-14GY | 14" Seat Height | 38101-14CR |
| 38101-16GY | 16" Seat Height | 38101-16CR |
| 38101-18GY | 18" Seat Height | 38101-18CR |



APEX™ Series Cantilever Chair

Apex series chair with a modern cantilever leg design gives a modern and sleek look to the classic student chair. Chair can rest safely on the work surface when not in use. Available in the standard seat colors with chrome legs. **38301**

Premier™ & APEX™
Shell
Color Options



Black



Gray



Navy



Blue



Apple



Red



Blueberry



Orange



Purple

Leg
Color Options



Chrome



Gray



APEX™ Series Caster Chair

The Apex caster chair has 2" swivel casters for easier classroom mobility. Available in the standard seat colors. Legs come in chrome only. ~~\$151.00~~ Each

38102-16CR 16" Seat Height
38102-18CR 18" Seat Height



APEX™ Series Adjustable Stool

The Apex adjustable stool has a sturdy foot rest for leg comfort with nylon swivel glides. Legs adjust in height from (24-28 inches). Available in the standard seat colors. ~~\$168.00~~ Each

38201-28CR Chrome Legs
38201-28GY Metallic Gray Legs



APEX™ Series Gas Lift Task Chair

The Apex task chair has a pneumatic lift for easy height adjustments and a 5-star base with 2" hooded swivel casters. Available in the standard seat colors. ~~\$168.00~~

38103-20BK

Optional Accessory

98-1018 Bell Glides (set of 5) ~~\$10.00~~



APEX™ Series Gas Lift Task Stool

The Apex task stool has a pneumatic lift for easy height adjustments and a 5-star base with 2" hooded swivel casters and a chrome foot ring for improved leg comfort. Available in the standard seat colors. ~~\$192.00~~

38203-32BK

Optional Accessory

98-1018 Bell Glides (set of 5) ~~\$10.00~~



**National
Public
Seating** 



Titan


Ideal for outfitting laboratories, robotics teams, and any other commercial, industrial, or educational settings requiring industrial grade worksurfaces.

Tabletop Options



Standard High Pressure Laminate Supreme High Pressure Laminate Whiteboard Chem-Res Phenolic Trespa Butcherblock

Seat Options



Steel Wood MDF with Protect Edge Particleboard with T-Mold

Titan Table

- 14-Gauge Legs Are Set at a 94° Angle
- Tamper-Free Hardware
- Super-Duty Sheet-Metal Apron Design
- Undertable Hat Structure for Ultimate Durability
- All Tables Include 4" Total Lock Casters
- Legs Are Fastened With a Double Bolt and Four Screw Connection
- 6 Millimeter Thick Foot Plate for Extreme Strength
- Tables Ship With Frame Pre-Installed
- Apron Is Constructed from 14-Gauge Steel
- Casters Are Constructed With Polyamide Plus TPU Tread
- ¾" Cellulose Core Designer Beveled Edges
- 10 Year Warranty

Titan Stool

- ¾" O.D. 18-Gauge Steel Tubing
- Seat Is A Full 14" Diameter With 11½" Diameter Masonite Board Is Recessed Into The Pan With 8 Rivets And Will Not Chip Or Crack
- Foot Rings, ¾" O.D. Are Welded To Each Leg By 4 Contact Points For Added Rigidity
- Tested by Bureau Veritas to support 500lbs static load capacity
- 10 Year Warranty



Elephant Z-Stool, 6600 Series

- 14-Gauge Chrome-Plated Eye-Shaped Tubular Steel Frame
- Ergonomic Blow Molded Contoured Seat Providing Maximum Air Comfort
- Foot Rings, ¾ O.D. Are Welded To Each Leg By 4 Contact Points For Added Rigidity
- Glides Are Permanently Attached With Embedded TPU And Provide Quiet And Smooth Gliding On All Floor Types
- Nests On Tabletops For Easy Cleanup And Storage
- Tested by Bureau Veritas to support 500lbs static load capacity
- 10 Year Warranty.

	Regular		Back Rest	
18"H	NPS6618	\$196.00	NPS6618B	\$283.00
22"H	NPS6622	\$217.00	NPS6622B	\$304.00
24"H	NPS6624	\$229.00	NPS6624B	\$316.00



Heavy Duty Steel Stools, 6200 Series

- 18"H, 24"H or 30"H sizes fixed height and adjustable with an optional backrest
- ¾" O.D. 18-gauge steel tubing
- Seat is a full 14" diameter with 11½" dia. masonite board recessed into the pan with 8 rivets and will not chip or crack
- Foot rings, ¾" O.D. are welded to each leg by 4 contact points at each leg for added rigidity
- Optional backrest; 6"H x 12"W, adjusts up/down and forward/back
- Optional height adjustable legs; adjust in 1" increments up to eight additional inches
- Fixed height models feature non-marring polypropylene glides
- Adjustable height stools feature self-leveling steel glides

	Grey No Back		Grey With Back	
18"H	NPS6218	\$82.00	NPS6218B	\$126.00
18"H Adj.	NPS6218H	\$113.00	NPS6218HB	\$157.00
24"H	NPS6224	\$87.00	NPS6224B	\$131.00
24"H Adj.	NPS6224H	\$118.00	NPS6224HB	\$162.00
30"H	NPS6230	\$105.00	NPS6230B	\$149.00
30"H Adj.	NPS6230H	\$136.00	NPS6230HB	\$180.00
	Black No Back		Black With Back	
18"H	NPS6218-10	\$82.00	NPS6218B-10	\$126.00
18"H Adj.	NPS6218H-10	\$113.00	NPS6218HB-10	\$157.00
24"H	NPS6224-10	\$87.00	NPS6224B-10	\$131.00
24"H Adj.	NPS6224H-10	\$118.00	NPS6224HB-10	\$162.00

Folding Chairs

- Features 18-gauge 7/8" round tubular frame
- Three U-shaped double riveted cross braces
- Powder-coated frame

- Double hinges for added stability and durability
- Color coordinated V-tip plugs for added stability
- Color coordinated polypropylene glides

Vinyl Premium 1300 Series

- Features our unique full size double contoured back and waterfall seat
- Vinyl and foam are Cal-117 rated
- .80MM Vinyl over 1¼", 0.9lb. density foam seat and 1.2lb. density back
- Fully upholstered seat and back attached with 6 rivets.

~~\$280.00~~ Ctn

- | | |
|--|---|
|  |  |
| French Beige Vinyl, Beige Frame
NPS1301 | Warm Grey Vinyl, Grey Frame
NPS1302 |
|  |  |
| Dark Midnight Blue Vinyl, Char Blue Frame
NPS1304 | Caviar Black Vinyl, Black Frame
NPS1310 |



4 Per Carton

Premium All-Steel 300 Series

- 480 lb capacity
- Electromagnetically welded seat back
- Features our unique full size double contoured square back and waterfall seat

~~\$225.00~~ Ctn.

- | | |
|---|--|
|  |  |
| Beige
NPS301 | Grey
NPS302 |
|  |  |
| Brown
NPS303 | Char Blue
NPS304 |
|  | |
| Black
NPS310 | |



4 Per Carton

Polyfold Fanback 1100 Series

- Features our unique full size double contoured high fanback and waterfall seat.

~~\$308.00~~ Ctn.

- | | |
|--|---|
|  |  |
| Blue Plastic, Grey Frame
NPS1105 | Black Plastic, Black Frame
NPS1110 |
|  | |
| Navy Plastic, Grey Frame
NPS1115 | |



4 Per Carton

Fabric Premium Steel 2300 Series

- Features our unique full size double contoured back and waterfall seat
- Fully upholstered seat and back
- Fabric and Foam are Cal 117 rated
- Scotchguarded fabric is rated to 30,000 double rubs
- Institutional grade fabric over 1¼", 0.9lb. density foam seat and 1.2lb. density back

~~\$296.00~~ Ctn.

- | | | |
|---|--|---|
|  |  | |
| Café Beige Fabric, Beige Frame
NPS2301 | Greystone Fabric, Grey Frame
NPS2302 | |
|  |  |  |
| Imperial Blue Fabric, Char Blue Frame
NPS2304 | Majestic Cabernet Fabric, Grey Frame
NPS2308 | Midnight Black Fabric, Black Frame
NPS2310 |






4 Per Carton

Blow Molded Resin Plastic Folding Chair 600 Series

- Features 19-gauge steel with metal underbracing on seat for added durability
- Two cross braces for strength - 300 lb weight capacity
- Powder-coated frame
- Single hinges on each side for added stability and durability
- Lightweight indoor/outdoor use
- Contoured seat and back for comfort
- UV Protected

4 Per Carton

- | | | | | |
|---|--|---|---|---|
|  |  |  |  |  |
| Speckled Grey Plastic, Grey Frame
NPS602
\$332.00 Ctn. | Blue Plastic, Black Frame
NPS604
\$356.00 Ctn. | Black Plastic, Black Frame
NPS610
\$356.00 Ctn. | Red Plastic, Black Frame
NPS640
\$356.00 Ctn. | Charcoal Slate Plastic, Silverstone Frame
NPS620
\$356.00 Ctn. |



Double Tier Hanging Chair Trucks

- Swivel wheels for easy gliding
- Dark Brown Powder Coated Steel
- [NPS42-8](#) Capacity: 42 standard folding chairs and 8-10 folding tables ~~\$808.00~~
- [NPS84](#) Capacity: 84 standard folding chairs ~~\$845.00~~
- [NPSEXT-8](#) Extension Bar Kit to raise height for higher backed chairs ~~\$65.00~~

Folding Chair Dolly

- 3 tubular handles-one at each end and one in the middle
- Dark Brown Powder Coated Steel
- Optional Understage Conversion Kit to store chairs in a horizontal fashion underneath stages
- [NPSDY35](#) Holds up to 35 chairs, depending on style ~~\$514.00~~
- [NPSDY50](#) Holds up to 50 chairs, depending on style ~~\$692.00~~

This is a representation of the products available. Please contact us for a complete selection and delivered pricing.



HamiltonBuhl® On-Air!™ Podcast Kit

The On-Air!™ Podcast Kit has been specially-designed to provide excellent sound quality for podcasting, live streaming, esports, recording music and singing needs. 1 year warranty.

HECPCAST4 ~~\$401.01~~



On-Air!



Edison

SCOUT MICROSCOPE Pro



HamiltonBuhl® Intermediate Level Deluxe STEAM/STEM Kit

Bring STEAM curriculum to life with the HamiltonBuhl® Intermediate Level Deluxe STEAM Kit – full of coding and robot engineering kits as well as media production kits! This HamiltonBuhl® Intermediate Level Deluxe STEAM Kit is filled with imaginative ways for students to create and learn - from programming and robotics, to green screen broadcasting, stop-motion animation, and microscopic discovery, this kit is full of fun and will have students excited to use all these tools for STEAM/STEM learning! Engage students with this invaluable turnkey STEAM kit – worthy of any classroom – and every student.

HECSTEAM-4i ~~\$4,450.00~~



HamiltonBuhl® Esports Media Production Ultra-Deluxe Studio Kit with XLR Mic

HamiltonBuhl's Esports Media Production Ultra-Deluxe Studio Kit. This kit helps build valuable skills as well as increasing opportunities for students to learn digital citizenship, gain experience producing work for a wider audience than just their teacher, while also learning to be cognizant of their responsibilities to a real audience. 1 year warranty.

HECMPSKXLR \$2,015.35

HamiltonBuhl® Media Production Content Creation Tool Kit #2 with XLR Mic

Give your students the opportunity to be content creators, rather than consumers, with HamiltonBuhl's XLR Content Creation Toolkit #2. This kit helps build valuable skills as well as increase opportunities for students to learn digital citizenship, gain experience producing work for a wider audience than just their teacher, while also learning to be cognizant of their responsibilities to a real audience. 1 year warranty.

HECMPSKT2XLR \$1,225.12



HamiltonBuhl® Media Production Studio: Ultra Interview Kit #3

New technology always has a heavy impact on education, and podcasting is no different. One of the most interesting and valuable uses of Podcasting in Education is the concept of student-created content or active learning activities. Students getting the chance to create their own podcast and livestreams with their own questions, discussions, presentations or projects allows them to take control of an aspect of their education and encourages engagement in the material. The Media Production Studio: Ultra Interview Kit #3 gives your students the opportunity to be content creators, rather than consumers and includes everything needed for high quality studio produced.

HECMPSKINT3 \$1,747.50





Copernicus
educational products



Adjustable shelves accommodate devices with and without cases

Easy-to-use side cable organizer and lower compartment to keep cords and adapters tidy

Flip-up handle on the top

Cable hooks on the back to manage cord during transport



Mounting hardware to secure tub to a surface



3-point lock with 2 keys



Easier access to the power strip and on/off switch



Tech Tub2®

Tech Tub2®

Developed with input from members of our Idea Lab educator advisory team, the Tech Tub2® family of products offer an affordable, flexible and mobile solution for charging, storing and locking up devices used in PreK-8 classrooms.

Features include:

- Ergonomic handles and flip-up handle
- Improved cable management system
- Adjustable shelves
- Mounting hardware to secure tub to a surface
- Internal cable organizers
- Internal power supply
- 3-point door lock with 2 keys

CEPFTT700	Holds 6 devices	\$375.00
CEPFTT1100	Holds 10 devices	\$606.00
CEPFTT699	Holds 6 devices for Large Adapters	\$405.00
CEPFTT1100USB	Model with 10 port USB hub (*for iPads® with USB-A ports)	\$771.00



Tech Tub2® Trolleys

Features include:

- Adjustable handle
- Ideal for transporting small quantities of devices
- Durable 3" casters

CEPFTT706	Holds 6 devices	\$438.00
CEPFTT2010	Holds 10 devices	\$695.00
CEPFTT2012	Holds 10 devices for Large Adapters	\$725.00
CEPFTT2010USB	Model with 10 port USB hub (*for iPads® with USB-A ports)	\$920.00



Tech Tub2® Carts

Modular Cart System features include:

- Two handles for ease of mobility
- Tubs break apart using clips
- Ideal for sharing small sets of devices
- 4" locking casters
- Power timer for charging (requires 1 outlet)
- 2 lower tub sets are permanently connected together (FTT732)

CEPFTT724	Holds 24 devices	\$2,057.50
CEPFTT732	Holds 32 devices	\$2,472.96
for Large Adapters		
CEPFTT724-699	Holds 24 devices	\$2,176.98
CEPFTT732-699	Holds 32 devices	\$2,592.44
10 Port Hub (*for iPads® with USB-A ports)		
CEPFTT724USB	Holds 24 devices	\$2,915.69
CEPFTT732USB	Holds 32 devices	\$3,472.70



3D Printer Cart

Allows printing equipment to be shared around the school easily and keeps everything that you need close at hand. Features adjustable spool holder (holds maximum of 4 spools); tool storage; sliding laptop shelf fits laptops up to 17"; extra hooks for hanging accessories; and accommodates 3D printers with a footprint of up to 26½"W x 24"D. Frame measures 41"H x 41"W x 24"D without spool arm and 59"H x 41"W x 24"D with spool arm. Lifetime warranty.



CEPTD5000



CEPTD5001



CEPTD5002

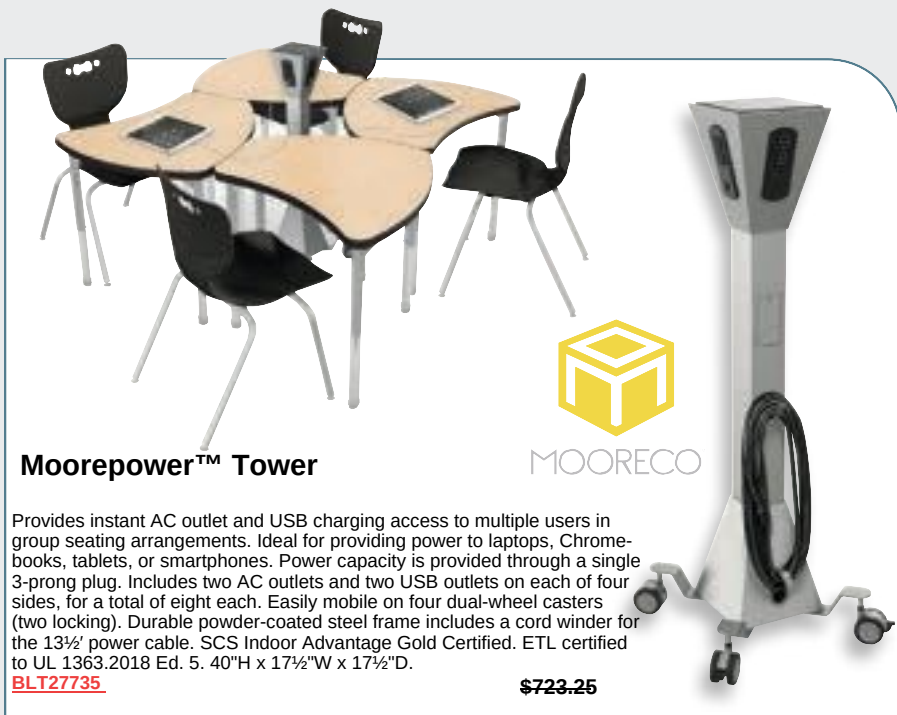


CEPTD5003

CEPTD5000	With 4 Open and 1 Really Big Tub	\$809.49
CEPTD5001	With 2 Open, 1 Really Big Tub, and 1 Base Tech Tub™	\$877.66
CEPTD5002	Base Model with Tub Pack 1. Same features as CEPTD5000 but without the slide out laptop tray	\$625.25
CEPTD5003	Base Model with Tub Pack 2. Same features as CEPTD5001 but without the slide out laptop tray	\$673.70

*Please note: These products have a 10-port USB hub with USB-A ports. It is not compatible with any Apple products that require a USB-C port.

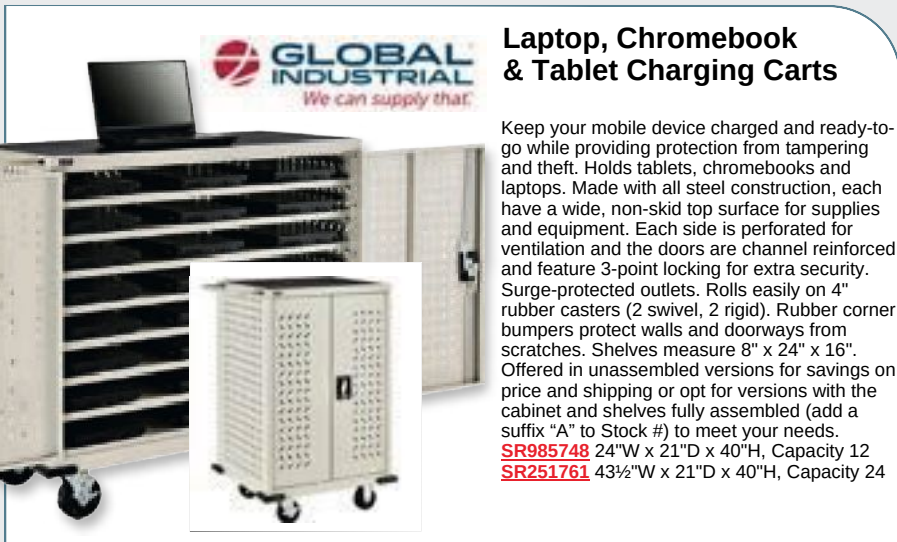
This is a representation of the products available. Please contact us for a complete selection and delivered pricing.



Moorepower™ Tower

Provides instant AC outlet and USB charging access to multiple users in group seating arrangements. Ideal for providing power to laptops, Chromebooks, tablets, or smartphones. Power capacity is provided through a single 3-prong plug. Includes two AC outlets and two USB outlets on each of four sides, for a total of eight each. Easily mobile on four dual-wheel casters (two locking). Durable powder-coated steel frame includes a cord winder for the 13½' power cable. SCS Indoor Advantage Gold Certified. ETL certified to UL 1363.2018 Ed. 5. 40"H x 17½"W x 17½"D.

[BLT27735](#) **\$723.25**



Laptop, Chromebook & Tablet Charging Carts

Keep your mobile device charged and ready-to-go while providing protection from tampering and theft. Holds tablets, chromebooks and laptops. Made with all steel construction, each have a wide, non-skid top surface for supplies and equipment. Each side is perforated for ventilation and the doors are channel reinforced and feature 3-point locking for extra security. Surge-protected outlets. Rolls easily on 4" rubber casters (2 swivel, 2 rigid). Rubber corner bumpers protect walls and doorways from scratches. Shelves measure 8" x 24" x 16". Offered in unassembled versions for savings on price and shipping or opt for versions with the cabinet and shelves fully assembled (add a suffix "A" to Stock #) to meet your needs.

[SR985748](#) 24"W x 21"D x 40"H, Capacity 12
[SR251761](#) 43½"W x 21"D x 40"H, Capacity 24

Dewey Document Camera Stands



Turn your devices, including smartphones, into a document camera or a microscope by utilizing the camera app. With the addition of a microscope or a built-in ring light right on the stand, Dewey adds even more value to the classroom and enables students to get up-close and explore their studies.

Features:

- Spring loaded clamp holds tablets, smartphones, and all versions of iPads® with a camera - with or without cases (excludes 12.9" iPad Pro)
- Height-adjustable
- 90° rotating mount that swivels and tilts while keeping the device secure
- Headphone holder
- Mounting holes on the base for securing Dewey to a surface
- Connect a USB mic to the device to enhance the audio recording
- Warranty - Lifetime on Dewey frame; 1-year warranty on ring light
- Compatible with Apple® AV adapters and Apple TV

Dewey the Document Camera Stand only **CEPDCS5 \$110.88**

Dewey the Document Camera Stand with microscope & LED light (without Ring Light) **CEPDCS6 \$127.01**

Dewey Video/Podcasting and Doc Cam Stand with Ring Light (without Microscope) **CEPDCS7 \$195.59**



National Public Seating

Oklahoma Sound® Greystone Lectern

The Greystone Lectern from Oklahoma Sound is far more than just a basic lectern. This elegantly designed unit offers an all-in-one presentation experience. Large reading surface (22¾"W x 18¼"D), two side pull-out shelves (14¾"W x 12"D), and a sliding keyboard tray (17½"W x 9¼"D) provide for a complete multi-media presentation experience. The cabinet includes three large shelves plus an oversized front drawer for ample storage. 2½" hooded twin wheel matching casters makes for easy mobility.

[NPSGSL](#) Greystone Lectern **\$1,294.00**
[NPSGSL-S](#) Greystone Lectern with Sound System **\$1,990.00**



Oklahoma Sound® Duet Charging Cart

Built on a rugged 18 gauge steel frame, the Duet Charging Cart provides safe adaptable storage and charging for all your devices. Shelves and dividers are removable and simple to adjust for both tablets and laptops. Dividers also include built-in wire channels for tangle free storage. A max of 32 laptops and tablets with screens up to 15.6" (1" thickness) can be stored and charged. Includes 2 UL approved power strips offering a total of 32 outlets with one simple 12' power cord. The cart includes a grip-rite surface top keeping all your supplies in place. Heavy-duty 4" casters (2 locking).

[NPSDCC](#) **\$1,520.00**



Complete Global Industrial™ Orbit Computer Workstation

81"H Stationary Floor Mount Unit with VESA LCD Mount This complete workstation includes a center post, work surface, flat panel screen mount and CPU holder. All steel surfaces include a rugged, attractive powder coat finish. The super strong 5" x 5" steel center post with base bolts to the floor for stability (hardware not included). To hide all cables, the post includes 3 cable management openings at 15", 42½" and 70"H. Post base measures 17½" x 17½". The rectangular work surface is a 1" thick wooden core finished in rugged plastic laminate that measures 36"W x 20"D. This 81"H unit can accommodate sitting or standing users with work surface heights of 30" and 40". The VESA mount, which accommodates any flat panel monitor from 10-30", mounts at 52", 66" and 80"H. Mount permits monitor to tilt up 15° and down 5° easily and without tools to provide optimal viewing. Locks in place with a thumb screw. The CPU/power supply holder adjusts to hold items up to 9"W securely and includes non-skid cushions to prevent marring.

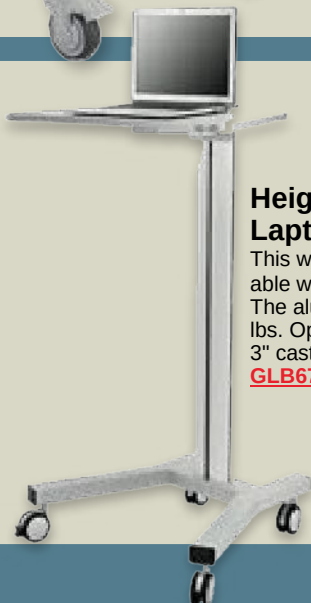
[GLB239134BK](#) **\$1,680.00**



Mobile Sit & Stand Workstation

This adjustable height Sit and Stand workstation has a pneumatic lift to raise or lower the work surface from 35" to 51". The VESA mount can hold LCD monitors up to 24" or 19.8 lbs. Mount can also tilt and swivel up to 15° and is also height adjustable. Retractable keyboard has a mouse holder and a smooth writing surface with built-in handles. Sturdy metal base and 4 non-marring casters ensure smooth mobility. 2 pedal-locking casters keep workstation in place when needed. CPU can handle computers up to 8" wide.

[GLB695436](#) **\$1,324.90**



Height-Adjustable Mobile Laptop Workstation

This workstation has a 27"W x 14½"D height-adjustable work surface that adjusts up to 42" in height. The aluminum posts hold a max capacity of 132 lbs. Optional accessories available. Glides on four 3" casters (two with brakes).

[GLB670061](#) **\$481.52**



Computer/Instrument Cart

Transport and store anything from bulky parts to sensitive equipment. Includes non-conductive clear polypropylene shelf liners. Shelves adjust on 1" increments. Shock absorbing 8" pneumatic wheels (two swivel, two rigid) allow easy mobility. 1200 lb. capacity. 24"W x 44"H. Chrome finish.

2 Shelf			3 Shelf		
GLB24362C	36"L	\$514.88	GLB24363C	36"L	\$562.44
GLB24482C	48"L	\$508.32	GLB24483C	48"L	\$564.08
GLB24602C	60"L	\$547.32	GLB24603C	60"L	\$635.28



Complete Mobile Computer Workcenter


This workcenter rolls wherever you need it and uses minimal space! Two adjustable upper shelves (31½"W x 12"D). Large 31½"W x 17½"D work surface made of ½" thick stain and scratch resistant lacquered fiberboard. Adjustable height slide-out keyboard/mouse drawer (27"W x 13½"D) and 12"D lower storage shelf. 3" rubber casters (two locking) allow for easy mobility. Entire workcenter is adjustable in 1" increments. Chrome finish.

[GLB250112](#) **\$435.12**

Mobile Printer Stands

Wire construction promotes air circulation and prevents dust build-up. Printer shelving comes with three shelves. Shelves adjust on 1" increments. Four 5" polyurethane swivel casters (two with brakes) for complete mobility. 800 lb. capacity. Attractive chrome-plated finish. Easy assembly.

- SR250117** 24"W x 18"D x 39"H
SR250118 24"W x 18"D x 59"H
SR501617 6 Outlet Surge Protector, 115V



Non-Marring Polyurethane Material Protects Floors

SR250117

Mobile Laptop Workstation

Ideal for laptops. Push handle and caster base provide easy workstation mobility. Steel post and base with locking laptop tray. Heavy-duty steel laptop tray includes a locking bar and cylinder lock with 2 keys for security. Tray measures 18"W x 14"D and mounts to post at 40"H. Durable 2" x 5" center post includes built-in cable management openings. Cart moves easily on 24"W x 24½"D caster base. Base features a 10"D shelf and 4" rubber casters (2 locking). 41"H overall. Powder coat finish. Easy assembly.

- SR239141BG** Beige
SR239141BK Black



Mobile Computer Workstation

Transport computer and electronic equipment with ease. Choose conventional 34" high or 42" high standing workstation. Open wire design minimizes dust accumulation and maximizes light and air circulation. Three shelves adjust at 1" increments. Sliding keyboard shelf with cushioned wrist rest accepts keyboards up to 21"W x 11"D. 6" height adjustment to ensure a comfortable typing position. Optional four 5" gray polyurethane non-marring, swivel casters (two with dual lock.) 30"W x 24"D. Attractive chrome finish. Easy assembly.

- SR579207** 34"H Workstation
SR579208 42"H Workstation
SR489070 Document Holder
SR500592 5" Caster Set (2 locking)
SR501617 6 Outlet Surge Protector, w/On/Off switch, 15 AMP, 125v



SR579208

Mobile Computer Cart

Easily fits through doorways for computer portability. Includes steel post and base with plastic laminate work surface. 27"W x 20"D work surface is 1" thick and easily mounts at various heights. Durable 2" x 5" center post includes built-in cable management openings. Cart moves easily on 24"W x 24½"D caster base. Base features a 10"D shelf and 4" rubber casters (2 locking). 41"H overall. Powder coat finish. Optional accessories include: Keyboard Tray that installs under work surface, CPU Holder that adjusts up to 9"W, or Side Car Cabinet that securely stores CPU towers and includes 2 exhaust fans and locking vented front and rear doors. Easy assembly. Specify color suffix: Beige (BG) or Black (BK).

- SR489070** Computer Cart
SR752148 CPU/PS Holder
SR706543 Keyboard Tray
SR249309JBK CPU Side Cabinet

SR489070 Shown with Optional Accessories



Mobile and Stationary LAN Stations

Holds your LAN equipment in one organized work center! Wire construction promotes air circulation and prevents dust build-up. 69"H mobile units come with four wire shelves, one slide-out keyboard shelf with wrist rest (for keyboards up to 23"W x 11"D), and four 5" polyurethane swivel casters (two with brakes) for complete mobility. 74"H stationary units come with three wire shelves and one laminate shelf. Optional accessories include slide-out keyboard drawer, shelf ledges, shelf dividers, document holders, & surge protector. Attractive chrome-plated finish. Easy assembly.

69"H Mobile LAN Unit

- SR250113*** 36"W x 18"D x 69"H
SR250114* 48"W x 18"D x 69"H
SR250115* 36"W x 24"D x 69"H

- SR250116*** 48"W x 24"D x 69"H
SR250197* 60"W x 24"D x 69"H
SR250198* 72"W x 24"D x 69"H

*Add (BK) suffix to model

74"H Stationary LAN Unit

- SR651329** 60"W x 30"D x 74"H
SR651330 72"W x 30"D x 74"H

- SR339042** Keyboard Drawer
SR250120 Extra Shelf 18"D x 24"W
SR250121 Extra Shelf 18"D x 36"W
SR250122 Extra Shelf 18"D x 48"W
SR250123 Extra Shelf 24"D x 36"W
SR250124 Extra Shelf 24"D x 48"W

- SR188580** 18"L Shelf Ledge
SR188584 36"L Shelf Ledge
SR188586 48"L Shelf Ledge
SR188588 60"L Shelf Ledge
SR188590 72"L Shelf Ledge

- SR489070** Document Holder
SR651332 Shelf Divider 8"H
SR500592 Caster Set (2 Locking)
SR501617 6 Outlet Surge Protector, 115V

800 lb. Capacity

Mobile Units also available in chrome



SR250113BK



SR651329

Computer Lab Tables

The ideal combination of design, functionality, affordability, and quality for a computer lab table. These 24" deep tables provide ample work space for a keyboard, mouse, and a flat panel monitor. The Dual Table features a central, lockable CPU station, which is large enough to securely store two, 7" wide computers and provides separation and privacy between busy students! The Single Table features an ADA compliant seating area and a side mounted CPU that can be mounted on either left or right side. The front Modesty Panel adds privacy. Integrated cord management. Heavy-duty, locking casters. 29"H x 24"D.

JonTi-Craft®

KYDZ Safe

KYDZ Tuff

KYDZ Strong

KYDZ Hinges

MAX Bracket

TRU Edge



75"W Dual Computer Lab Table
Weight 120 lbs.
JON3344JC051 ~~\$1,034.80~~



Media Cart

Secure storage for audio/visual equipment, rhythm band instruments, musical supplies, or DVDs, CDs and tapes. Grommet in top and 2 openings in back for cord management. Two adjustable shelves. Lock-n-keys included. MAXBracket. Lifetime warranty.

JON3305JC Lockable. 24½"W x 20"D x 30"H ~~\$669.80~~
JON3306JC No Doors, Stationary. 24½"W x 18"D x 29½"H ~~\$488.80~~



50½"W Single Computer Lab Table
Weight 85 lbs.
JON3348JC051
~~\$804.70~~



Laptop & Tablet Storage Cart

Holds up to 32 devices with unique design to make cord management for syncing and recharging a cinch! Easily reconfigurable to support a variety of devices including iPads®, Chromebooks, Kurios and more! Two black cubbie-trays provide easy storage. Locking casters for mobility. Limited lifetime warranty. 24"W x 23"D x 30"H. Weight 70 lbs.
JON3400JC ~~\$850.30~~

Tabletop Charging Station

Organize your area and conveniently store 12 tablets or other learning devices. Space in back allows you to mount your own power strip or other syncing components (not included). Comes with non-slip feet and handy cord management clips. Doubles as a portfolio stand or desk organizer. Dividers can be easily removed. Limited lifetime warranty. 17½"L x 13½"W x 8"H.


JON3401JC

~~\$131.50~~



These items are perfect for STEM and STEAM
(Science, Technology, Engineering, Art, and Math) projects in all learning areas!

STEM & STEAM Furniture



STEM Workstation


This mobile table is the perfect workstation for two students. Two Store-it Drawers provide storage while two easily detachable, hanging Write-n-Wipe panels allow children to write down notes and ideas and share with others. The pegboard modesty panel can be used to store small supplies or tools. The 48" x 30" laminate table top provides plenty of working space and the gray mobile legs adjust from 20" to 31" high and are 2" thick.

[JON6474JCM251](#) **\$1,049.20**

STEM Mobile Creativity Board

Double-sided Magnetic Write-n-Wipe panel for ideas and to visually solve problems. Pegboard panel below allows for bins or hooks (not included) to store tools and supplies. Features a marker tray on both sides and 2" locking casters. Magnetic Write-n-Wipe Panel: 30 3/4" W x 37 3/4" H. Overall dimensions: 62 1/2" H x 37" W x 20" D

[JON3729JC](#) **\$532.80**



Large Light Table - Multicolored

This is the ultimate light table! With 16 colors (including white), five modes (solid, flash, strobe, fade, and smooth), and brightness control. The LED lights are energy-friendly, built to last (rated for 50,000 hours). Comes with infrared remote and battery. 18 1/2" H x 42 1/2" W x 22 1/2" D.

[JON5852JC](#) **\$1,021.70**



Light Box Table

The Light Box Table makes it easy to explore colors or trace and is perfectly sized for places where space is limited. The legs can be easily removed so that it can be used as a tabletop unit. The LED lights are energy-friendly, built to last, and are ETL listed for use in the US and Canada. 5' power cord.

[JON5845JC](#) **\$531.50**



Innovate STEAM Table

This four-station table features tray organizers at each station to keep materials and resources within an arm's reach. Each tray organizer boasts two clear paper trays and one clear tub for ample storage. Features heavy-duty, 3" locking casters. A top grommet keeps cords organized and allows them to pass through to a floor or wall outlet. The optional 6282JC Power Outlet Kit (sold separately) replaces the grommet and add two 120V outlets and two USB-A charging ports to keep devices powered up for exploration. 48" W x 48" D x 22 1/2" H. Recommended for use with 14" chairs or stools.

[JON6281JC251](#) **\$1,231.70**
[JON6282JC](#) Power Outlet Kit **\$212.20**

STEAM Multimedia Cart

Store and organize your STEM or STEAM supplies. Eleven total tubs with lids. Double-sided Write-n-Wipe sign. Pegboard back to add hanging bins and hooks (not included) and also includes space for storing larger sheet paper and roll materials. Two holders on the end of the cart to store and dispense tape, paper towels, or other roll materials. Ergonomic handles on each end. 3" locking casters.

[JON3522JC](#) **\$1,010.80**





Locking Doors available with color matched handles



White Markerboard back panel

Horizon™ Mobile Storage Carts

Educational minded furniture for storage and transport of learning and building materials. Great for moving projects between classrooms and labs. The durable storage trays slide with ease for easy access to materials. 12 and 18 tray units available with or without locking cabinet doors. Carts come with a White Dry Erase back panel and a molded top with quick access storage.

- | | |
|--|--|
| <u>39-11002-0</u> 12 Tray Cart; no Doors | <u>39-11003-4</u> 18 Tray Cart; with Doors |
| <u>39-11002-4</u> 12 Tray Cart; with Doors | <u>39-11004-0</u> 24 Tray Cart; no Doors |
| <u>39-11003-0</u> 18 Tray Cart; no Doors | <u>39-11004-4</u> 24 Tray Cart; with Doors |

Optional Accessories

- | | |
|--|--|
| <u>98-1011</u> 3" Storage Tray | <u>98-1012</u> 6" Storage Tray |
|--|--|



12-Cubbie Storage Cabinet

Featuring large cubbies for organizing backpacks or learning materials with room to spare. Made with 3/4" thick particleboard substrate with thermally-fused laminate surfaces and 3mm PVC edge banding.

- [39-13001-0](#) Without Casters. 55"W x 48"H x 24"D
[39-11006-0](#) With Casters. 55"W x 51"H x 24"D

Storm Gray Laminate with Edgeband Color Options



Laminate Options with Black Edgeband Color Options



Horizon™ 9-Cubbie Cart

Featuring six adjustable shelves that allow for custom storage spaces and a molded top with quick access storage. Made with 3/4" thick particleboard substrate with thermally-fused laminate surfaces and 3mm PVC edge banding.

- [39-11007-0](#) Without Doors.
41¾"W x 33"H x 21"D
[39-11007-4](#) With Doors.
41¾"W x 33"H x 21¾"D





Horizon™ Lectern Cart

Educational minded furniture for mobile instruction providing storage and a work surface. Riser provides elevated platform for instructor with dry erase surface for writing down ideas and notes. 6 clear trays provide organized storage and optional door models provide keyed security.

[39-11008-0](#) No Doors. 14¾"W x 47"H x 21"D

[39-11008-4](#) With Doors. 14¾"W x 47"H x 21¼"D



Horizon™ Klean-Kart

This mobile, sanitizing station is great for providing a location for distributing and storing hand sanitizers, tissues and disinfectant wipes. The top has a built-in trash receptacle hole and a flex grommet pass through for distributing tissues or wipes. 14¾"W x 41"H x 21¼"D. (Trash can sold separately).

[39-11011-4](#)



Horizon™ Teacher's Mobile Workstation

Educational minded furniture for mobile instruction providing storage and a work surface. Riser provides elevated platform for instructor with dry erase surface for writing down ideas and notes. Comes with power hub for all electronic devices, adjustable shelving space for larger items, clear trays for organized storage and large tray for hanging file storage. 41¾"W x 41"H x 21¼"D.

[39-11005-4](#)

Horizon™ 3D Printer Cart

This mobile, printer cart provides the perfect storage solution for 3D printers that need to move room to room. The elevated tabletop surface provides ample workspace. The 8 internal spool hangers provide a customized storage area along with 5 clear trays that provide plenty of organized storage (Printer spools not included.) 28¾"W x 39½"H x 21"D.

[39-11009-0](#)





Creation Cube

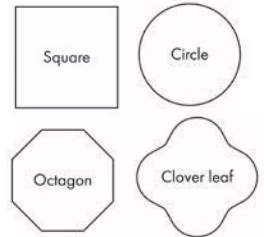
This adorable 4 seater has a small foot print and is offered with four top shapes to choose from! The double-sided base ships standard with backpack hooks & shelves.

Standard
 30" or 34" height
 17 Laminate choices
 Open face-double sided storage
 Internal backpack hooks (4 per table)
 Shelves (4 per table)

Dimensions
 Cabinet width - 24"
 Base width - 30"
 Top width - 48"
 Shelves - 11" deep & 12" wide
 Top overhang - 11 3/4"



Top Shape Options



Available in 30" & 34" Heights



Watch How It Works!



The Chameleon Classroom System by CEF


A Game Changer for Schools Across America!

Customizable pods & multi-positional tops create the most flexible student seating, storage cabinets, teacher desk, ADA compliant desk, wall cabinetry & more!

Creation Cube Edge Banding Color Options



Laminate Color Options



This is a representation of the products available. Please contact us for a complete selection and delivered pricing.



The Stewart Cart

The Stewart Storage Cart comes with a double sided 10 bin storage capacity. It features a peg board side and 5" heavy duty casters. Optional lids and dividers are available for the storage bins and an additional peg board can be added to the other side.
CEF-SSC-10 \$956.00

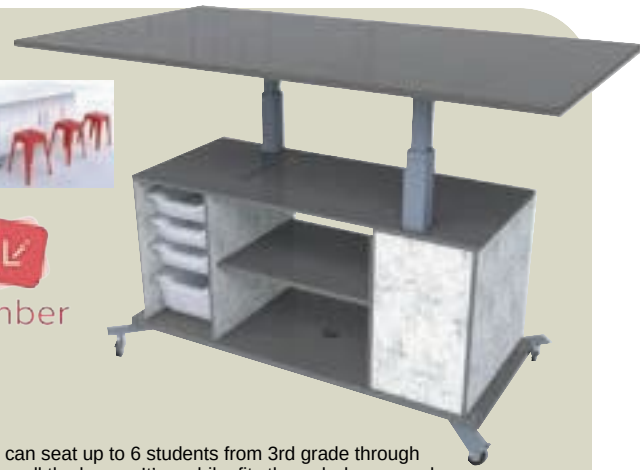


Cart dimensions: 31"H x 19"W x 20 1/2"D.
 Bin dimensions: Outer - 10 1/8"W x 16 1/2"L.
 Inner - 3"H x 14 1/8"W x 14 1/8"L.
 Peg Board Dimensions: 16" x 16".

DISCONTINUED



Scan the QR code to see it in action!




Limber

This innovative offering can seat up to 6 students from 3rd grade through University. Limber covers all the bases. It's mobile, fits through doorways, has an anti-microbial seamless tilting top, as well as a sit-to-stand pneumatic base, and plenty of storage!

- Tilts at any height
- Fits through standard 36" doorways
- Double-sided storage
- 1" Tough Top, power coated MDF Substrate
- Instant sit-to-stand transition or HPL Dry Erase Top

CEF-LMBR-TABLE



Original Ed Table

Features:

- 2 Integrated Trash for easy clean-up (regular & recycle)
- Integrated Electrical (2 AC/4 USB)

Includes 6 stools

CEF-ED36 36"H, 6 Storage Bins with Lids

CEF-ED42 42"H, 8 Storage Bins with Lids

The Ed Table

This ground-breaking design has quickly become sought after by schools across America for designs in classrooms, makerspaces, STEM, art, woodworking, robotics and more. Maximizing creative time while minimizing the amount of logistical preparation work and clean-up was the driving factor behind the design concept. For schools and teachers interested in project-based learning, the Ed Table is a natural extension and fundamental element for engaging learners.

All models include:

- Magnetic Stool Storage
- Storage Bins with Lids
- Integrated Electrical
- Internal & External Adjustable Shelves
- 16 laminate choices

- Size 84"L x 48"W
- Available in two heights: 36" and 42"
- Stools are 24"H (36"H table) or 30"H (42"H table) and available in 12 color choices.



Ed 8

Features:

- No trash bins
- 2 additional stools (total of 8)
- Integrated Electrical (4 AC/4 USB/1 VGA/1 HDMI)

CEF-ED8-36 36"H, 6 Storage Bins with Lids

CEF-ED8-42 42"H, 8 Storage Bins with Lids



Ed Double

Features:

- Extra Storage
- Integrated Electrical (4 AC/4 USB/1 VGA/1 HDMI)

CEF-EDL-36 36"H, 12 Storage Bins with Lids

CEF-EDL-42 42"H, 16 Storage Bins with Lids




Robotics Bumper Kit


Quickly and easily installs on your ED Tables. Available in 6 colors that match our metal stools and colored legs.

CEF-RBK-4884

Stool Color Options



Robotics Bumper Kit Color Options





MakerSpace Cart



The Gratnells MakerSpace cart holds standard Gratnells trays on StopSafe runners, allowing easy and safe access to components. The tool hangers can be moved and changed to suit many objects. Tray configuration and tray depths can be altered along with further mini bin and hooks post purchase as activities evolve. Dimensions 40 3/10"W x 16 3/10"D x 61 3/10"H.

- Robust steel frame and heavy duty lockable castors for reliable service
- Side and back panels with industry standard holes and slots for wide range of accessories
- 3deep (F2) trays (6")
- 12 shallow (F1) trays (3")
- 12 green mini bins
- 1roll holder
- 5single hooks, 5 double hooks.
- Suitable for loads up to 85Kg

GTSMST0144XXXX

\$1,787.33

F1 and F2 trays must be ordered in the same color



MakerHub Resource Cart

Your STEAM-oriented Resource Cart!
Designed to be a multi-functional resource trolley that promotes collaborative working in the classroom, the MakerHub is ideal for preparing science, shop, and other resource-based activities. A wide variety of interchangeable Gratnells trays can be used in the MakerHub thanks to the flexible runner system in the base storage unit. Runners can also be fitted to allow for trays to be used on both sides of the cart. Industry standard boards are easily interchangeable. Switch between magnetic whiteboards, chalkboards and pin boards to suit your classroom activities. A variety of tray colors are available to suit age groups and activities.

GTSMST0544XX

\$1,260.72

Please specify tray color




Tray Color Options


	
Grass Green (10)	Royal Blue (06)
	
Jolly Lime (36)	Plum Purple (05)
	
Flame Red (09)	Translucent (20)
	
Sunshine Yellow (02)	Cyan Blue (26)
	
Tropical Orange (01)	Light Gray (19)



Your resource for skilled educational spaces



PerpetuLab Microscope Cabinet
Provides a safe, convenient way to store up to 24 standard microscopes. It is constructed of solid hardwood, solid oak and oak veneers with a chemical resistant, earth-friendly UV finish and locks on front and back doors. With a mobile capacity of 500 lbs., this cabinet rolls on heavy-duty swivel casters with brakes. The top is 1¼" black plastic laminate.
48"W x 24"D x 40¼"H
[4711M](#) Maple
[4711K](#) Oak



Access Tall Cabinet with Glass Doors
Enclosed storage area perfect for securely storing classroom supplies such as science lab projects and learning aids. Solid maple and maple veneers, solid oak and oak veneers, protected by a chemical resistant, earth-friendly UV finish. Hinged doors, cabinets come with a three-point locking system. Units 36" and wider have 1" shelves; narrower units have ¾" shelves (weight capacity: 40lbs per sq ft).
[358-4822M](#) Maple
[358-4822K](#) Oak



PerpetuLab Wooden Leg and Steel Leg Tables
Our best-selling Science Table is now available in your choice of traditional wood or bright steel legs. Available in a variety of sizes and features. Call us to discuss the best option for your science lab!
[C910LNWVG36N](#) Steel Legs
[P7106K34N](#) Wooden Legs

Call us for sizes & options



Kinetic Perimeter Workstation
Designed to utilize space along walls as stand-alone unit or positioned together with other workstations.
[2816K](#) Epoxy Resin Top



Uplift! Tables
Ergonomic and ADA-compliant table with adjustable height work surface. Excellent choice for any space where sit-to-stand height is needed.
[ALT-6030BL](#) Black Laminate Top

STEM & Makerspace



Reinforce learning with hands-on activities

Contact us to design yours!

Intermix Makerspace Workstation
Fosters collaboration and encourages productivity with plenty of storage options. Available with square or wave top and an open tote cabinet, lazy susan cabinet, or 4-door cabinet. Constructed of solid oak or maple hardwood and veneers with an earth-friendly UV finish.
[IMS9936LELM4](#) Open Tote

Forward Vision™ Table
Designed by taking our most popular workstation and making it into a mobile table. Provides flexibility in the classroom by reconfiguring your space!
[EVT7LWK36C](#) Laminate Top

Access Duo Euro Tote Cabinet
Colorful unit featuring "double" the storage with tote accessibility on both sides. Units measure 21"W x 37"D and are available in 3 different heights: 32¼", 43½", and 66½". Choose oak or maple with an earth-friendly UV finish. Totes available in translucent clear, royal, carrot, or lime and measure 18½"W x 16¼"D x 3"H. Rolls easily on 4" swivel casters.

32¼"H with 12 totes	43½"H with 18 totes	66½"H with 30 totes
DE-30M Maple	DE-41M Maple	DE-65M Maple
DE-30K Oak	DE-41K Oak	DE-65K Oak

Acumen Poly Chairs
A pneumatic height-adjusting base, with self-skinning, chemical-resistant polyurethane cushion.
Seats and Backs: Classic Dot Back: Rugged, ergonomic, fully washable polyurethane, chemical, and puncture resistant
Diamond Back: Textured seat and backrest in chemical, soil and puncture resistant polyurethane cushions.
[SE-NPC_D](#) Desk Height and Diamond Back
[SE-PC_M](#) Medium Height with Footrest and Classic Dot Back

This is a representation of the products available. Please contact us for a complete selection and delivered pricing.



Everything you need to create, store, and showcase your robots!

Command PLTW and Robotics Workstation

- Designed specifically for PLTW and robotics work.
- Features a 61"W x 49"D top with a 2¼" raised frame to keep robots secure as they move
- Base has two large robot storage areas and an open 4¼"H storage area above; with translucent clear totes—two single totes (12¼"W x 16¼"D x 3"H) and one double tote (12¼"W x 16¼"D x 6"H) per side with secure glide and tilt runners
- Constructed of maple hardwood and veneers with an earth-friendly UV finish
- Overall dimensions: 61"W x 49"D x 32"H

[XW-4961M1](#) Maple
[XW-4961K1](#) Oak



Avenuu A-Frame Tables

Sleek, stylish and versatile table. Add an upgraded look and feel to any space with beautiful Butcher Block or premium HPL top options.

[AFT48305D36D](#) Butcher Block Top



Command Robotics Workbench

- Robotic team storage for three robots and supplies.
- Interior features a left-hand section has two pull-out drawers with for storing robots; right-hand section has one fixed and four adjustable shelves
- Includes five classic totes and five nail boxes
- Equipped with swinging doors that have a secure, 3-point locking handle system
- Rolls easily on 4" heavy-duty locking casters
- Overall dimensions: 50"W x 24"D x 53"H

[XR-7228M](#) Maple
[XR-7228K](#) Oak

Individual bins keep parts organized! Call us today for color options



Command Robotics Compartment Tote Storage Cabinet

- Provides three separate, lockable storage compartments that holds up to an 18" square robot and includes a drawer with a customizable foam insert for tool storage
- UV finished 1½" ShopTop® provides a non-conductive, smooth surface with an 8" extension that flips down to move easily on six 4" locking casters through doorways
- Constructed of maple hardwood and veneers with an earth-friendly UV finish
- Overall dimensions: 72"W x 26"D x 37"H

[XP-5204M](#) Maple
[XP-5204K](#) Oak

Technical Education



The right bench makes all the difference!

Apprentice Industrial Workbench

Stylish and functional workbench for any vocational classroom or shop. Available with Butcher Block or ShopTop®.

- 2¼" butcher block maple top-- available in two sizes: two-station (28"D x 64"W) or four-station (54"D x 64"W) models
- Heavy, 12-gauge adjustable steel legs with flared bottom foot for increased stability
- Height adjusts from 31¼"H to 40¼"H
- Built-in cavities at top of leg accepts standard electrical outlet (not provided)
- Leg stretchers made from 14-gauge steel
- Frame powder-coated in eight colors: black, dark gray, silver, light gray, white, carrot, lime and aqua with a matte finish for a modern look



Check out all of our top options!

- [MLB60305Q](#) Butcher Block Top
- [MLB60307B](#) ShopTop®



Shown with optional casters

Fab-Lab Workbench

Take your Fab Labs from drab to "fab" with this mobile and versatile unit. Available with support bar or half shelf. Top options include ChemGuard, Phenolic, Butcher Block, Epoxy, ShopTop®, or High-Pressure Laminate.

- [AMS6030LCWT](#) Laminate Top
- [AMS60307L](#) ShopTop®



Forum Industrial Arts Four-Station Workbenches

Sturdy, four-person workbench is ideal for classrooms, workshops, studios and more. Available with lockers or hinged doors in many sizes finishes, with or without optional vises.

- Top is constructed of 2¼" thick maple butcher block
- Gray locker base consists of a double-faced heavy gauge steel unit, welded and riveted throughout
- Unit provides 12 horizontal locker openings (18"W x 21"D x 10"H)
- Vented 18-gauge doors have spring-loaded hinges
- Overall size: 64"W x 54"D x 33¼"H

- [WB12-0V](#) Without Vises
- [WB12-4V](#) With 4 Vises



Apprentice Glue & Stain Bench

Unit provides functional space for gluing and staining. Constructed of solid maple framing with one side featuring eight sets of pegs for mounting (bar clamps not included), finished with an earth-friendly UV finish.

- [MGSB-6024](#) Casters



Tractor Stools

Tractor-style seating that combines form and function. Tractor Seat: Rugged, ergonomic, fully washable polyurethane seat, chemical and puncture resistant.

- [SE-TR_D](#) Desk Height
- [SE-TR_M](#) Medium Height with Footrest
- [SE-TR_I](#) Tall Height with Footrest



Unlock creativity while keeping supplies safe



Perspective Art Supply Storage Cabinet

Strong and centralized storage center for art tools, supplies and other resources. Whether you are storing paint cans or supplies, this storage cabinet provides an organized storage solution. Constructed of solid maple and maple veneers with an earth-friendly UV finish. The can cubby can hold 29 standard aerosol cans. Includes: 12 slim line single depth trays (12¼" x 16¼" x 3") and 3 slim line double depth trays (12¼" x 16¼" x 6"). 3-point locking handles. Overall size: 44"W x 22"D x 84"H.

PSC-90M Maple
PSC-90K Oak



Perspective Portfolio/Canvas Storage Cabinet

Art room must-have where students can easily store artwork or other projects. Made of solid maple and maple veneers, this cabinet can hold up to 39 portfolios. Unit holds portfolios for up to 24"D x 30"L papers, portfolios, and canvases. Removable zinc dividers allow you to add thicker portfolios.

333-3630M Maple
333-3630K Oak



Call us for information on all options!

Draftsman Instructor Table

Attractive instructor's desk built for use with ample space for drawing, instruction and storage. A variety of different tables includes one and two-piece tops, plain apron, two sizes of drawers and two heights. All units have solid maple legs and aprons and fully adjustable ¾" tops with the soft close feature. All models are available in either 30"H or 36"H.

IDT-102



Ask about the entire Drafting Table Collection!

Draftsman Two-Station Drawing Table w/Six Drawers

Plywood cabinet with solid maple apron and legs make this the perfect table for everyday use by two students. Center cabinet has six dovetailed locking drawers (10½"W x 19¾"D x 2"H), master-keyed separately and a book compartment (11"W x 22"D x 5"H). It has two fully adjustable plastic laminate tops (24"W x 24"D) and a fixed reference area of (12"W x 24"D). The adjustable top is furnished with a soft-close and a pencil stop. The top adjusts from 0 to 30 degrees. The unit is finished with an earth-friendly UV finish.

DTA-21A



Perspective Tables

Ideal for many environments including art, general planning, sewing, model construction and more. The base of these Planning Tables is constructed of two tapered solid maple pedestal style panel legs with two solid maple truss bars. Choose from plain, book compartment or tote tray options on select units. Contact us for all available sizes and top options!

PT-60M

Portable Stages

NPS Portable Stages are the reliable and affordable choice for your school performances and assemblies. Users are supported by a heavy-duty, 16-gauge steel, black powder-coated frame. The premium 3/4" thick plywood deck is extremely durable. Legs are constructed with 14-gauge steel tubing and feature simple and safe spring-loaded locking mechanisms allowing for quick set-up assembly and folds up easily for manageable portable storage. The stage offers a secure weight capacity of over 200 lbs. per square foot. High-impact plastic glides will ensure floors are protected from damage. Firmly welded ganging devices let users combine equal-height stages to create a large single stage platform or assemble different sizes to create choral or band riser configurations. Available in carpet (grey, blue, red, black) or hardwood finish.



SG482404C-10-SB10

8' x 16' x 24" stage package, carpet finish, box pleat skirting. Includes guardrails and steps
\$11,023.00



Model SDL Stage Dolly
 Store and transport up to 6 stages
\$1,598.00



NPSCCS
 Conductor 3-Piece Kit
\$4,055.00

Conductor's Podium

Industrial grade 14-gauge frame. Grey carpeted surface and black textured sides for modern aesthetics with plywood core. Removable guardrail also functions as a handle for transport. Transport vertically with 4 built-in casters. Step measures 5 3/4" H x 39 1/2" W x 10 1/2" D. Overall 12" H x 39 1/2" W x 44 3/4" D.

NPSCP **\$2,336.00**

Conductor's Stand

Adjustable height telescopic pole. Heavy-duty knob locking mechanism. Adjustable height accessory tray. 8-gauge steel designer base. Reading surface measures 26 3/4" x 19 3/4". Adjustable height 33 3/4"-52 3/4".

NPSCS **\$1,175.00**

Conductor's Chair

Plush padded seat and back. Adjustable height foot- rest with locking knob. Height adjustable from 24 1/2"- 34 1/2" with pneumatic lift. Plastic reinforced backrest and seat. 5 mushroom glides for extreme stability.

NPSGCC **\$544.00**

Music Stand & Chair Dollies

10-year warranty.

Carries 10 NPS Music Stands. Ship weight 29 lbs.
DYMS10 **\$546.00**



Carries 20 NPS Music Stands. Ship weight 48 lbs.
DYMS20 **\$737.00**



Music Stand

The stand vertically adjusts to range from 24" – 46" (lip to floor) using a spring-loaded tube. Reading surface desk is 20 1/2" wide and features simple tension tilt that provides smooth adjustment and strong tension at any position.

NPS82MS **\$103.00**

Melody Chair

To meet the unique demands of the musical performance environment, this chair is designed band-pitch style with a seat-to-back angle of 97° allowing for maximum breathing capability.

NPS8210 17 1/2" Seat Height **\$164.00**
NPS8210-16 16" Seat Height **\$177.00**

For 8200 Series Chairs
DY82 **\$396.00**





**Laminate
Color Options**




Fusion Maple




Solar Oak



Wild Apple




Brighton Walnut



Asian Night




Pewter Mesh



London Gray



Storm Gray



Black

Bandstor™ MADE BY MARCO

Bandstor™ Collection includes:

Features

- Variety of cabinet sizes
- Wood, wire or no doors
- Heavy-duty hardware
- Steel bar supports
- Bolt-thru construction
- Patented Polyethylene shelf liners
- Optional acoustic panels



Instrument Storage

Uniform/Robe Storage

Conductor's Podiums

Mobile Instrument Racks

Folio Cabinets

Music Library Systems



No Doors

Laminate Wood Doors

Steel Wire Doors



Mobile Workstations



Steel bar construction



Heavy duty locks



Patented High Modulus Polyethylene shelf liners



This is a representation of the products available. Please contact us for a complete selection and delivered pricing.



- ADA Compliant Playsystems
- IPEMA Certified



Contact us 215-259-5300 to plan your Playground Area!



Freestanding Play Equipment to Fit ALL Budgets!





An impact absorbing safety surface is required under and around elevated play equipment. Installation and surfacing available!



Contact us to plan your Playground Area!

This is a representation of the products available. Please contact us for a complete selection and delivered pricing.

Recycled Park Bench

Made from recycled wood and plastic composite that's UV, moisture, and scratch resistant. Solid green slats are supported by wrought iron legs. 17"D seat. 28"H overall. Feet include anchor openings. Stainless hardware. Pre-drilled slats for easy assembly. 1 Year Limited Warranty.



Green
SR240125 4'. Wt. 131 lbs.
SR240126 6'. Wt. 166 lbs.



SR694853 4' Slat Park Bench. Wt. 153 lbs.
SR694854 6' Slat Park Bench. Wt. 192 lbs.
SR694855 8' Slat Park Bench. Wt. 256 lbs.
 For Black Models Add color suffix: BK

Steel Slat Bench
 Heavy Duty steel commercial bench is ideal for train stations, park facilities, shopping areas, or any outdoor environment requiring seating. Finished in thermoplastic green coating, this durable bench can withstand even the harshest outdoor climates. Pre-drilled mounting holes allow the option to mount to any surface. Ships fully assembled.



Tan
SR240125TN 4'. Wt. 131 lbs.
SR240126TN 6'. Wt. 166 lbs.




In-Ground Mount Picnic Tables

These picnic tables feature a single mount- ing post design that has table and benches attached to only 1 post for easy installation, cleaning, and maintenance. 9 gauge expanded metal features a diamond pattern. Thermoplas- tic coating provides optimum durability and stands up to the elements, making tables and benches great for outdoor use. Strong galva- nized, powder-coat finished steel frame will not fade, crack, or peel. Corners are rounded for safety. Table top features a 2" diameter opening to accept an umbrella with a pole of up to 1½" diameter (Umbrellas & Umbrella Bases sold separately). To be installed in concrete only. Easy assembly.


EXPANDED METAL is 9 gauge that forms a diamond pattern
SR695292 46" Round
SR695293 46" Square
 Add color suffix: Black (BK), Green (GN) or Blue (BL)

Thermoplastic Coated Metal Picnic Tables & Benches

Heavy gauge metal picnic tables and benches are ideal for seating areas in parks, campuses, snack bars, and more. Protective coating creates a smooth, high-gloss surface that stays cool to the touch for comfortable seating even in the sun. Thermoplastic coating resists fading, mold, and vandalism, and will ensure maintenance-free durability through years of high-traffic usage. Rugged galvanized tubular steel frame is shielded with a black powder coat finish for rust-prevention and resilience against the elements. Bench and table corners are beveled for safety. 7 Year Limited Warranty. Tabletops include a 2" diameter opening to accept an umbrella pole.



Bench with Backrest
SR277154 72", Expanded Metal
SR694557 72", Perforated Metal
SR277155 96", Expanded Metal
SR262077 96", Perforated Metal
 Add color suffix: Blue (BL), Green (GN), Black (BK) or Red (RD)



Rectangular Picnic Table

SR695485 48" x 30", Expanded Metal
SR277152 72" x 30", Expanded Metal
SR694553 * 72" x 30", Perforated Metal
SR277153 96" x 30", Expanded Metal
SR694555 ** 96" x 30", Perforated Metal
 Add color suffix: Blue (BL), Green (GN), Black (BK) or Red (RD)
 *Not available in Red (RD)
 **Not available in Red (RD) or Blue (BL)



Flat Bench
SR277156 72", Expanded Metal
SR262075 72", Perforated Metal
SR277157 96", Expanded Metal
SR262076 96", Perforated Metal
 Add color suffix: Blue (BL), Green (GN), Black (BK) or Red (RD)



Round Picnic Table
SR277150 46", Expanded Metal
SR262078 * 46", Perforated Metal
 Add color suffix: Blue (BL), Green (GN), Black (BK) or Red (RD)
 *Not available in Red (RD)



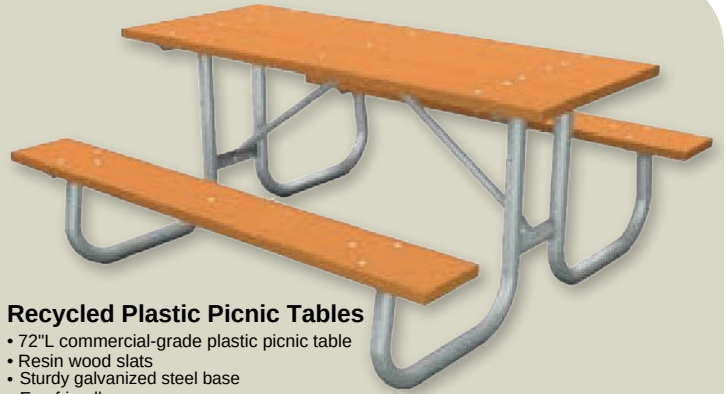
Square Picnic Table
SR695501 36", Expanded Metal
SR277151 46", Expanded Metal
SR694551 * 46", Perforated Metal
 Add color suffix: Blue (BL), Green (GN), Black (BK) or Red (RD)
 *Not available in Red (RD)



Wood Picnic Tables

- Strong and sturdy pine planks
- Arsenic-free treatment inhibits decay and insects
- Heavy-duty galvanized steel base

6' [SR695502](#)
8' [SR695713](#)



Recycled Plastic Picnic Tables

- 72"L commercial-grade plastic picnic table
- Resin wood slats
- Sturdy galvanized steel base
- Eco-friendly

[SR695528](#) Cedar
[SR695550](#) Green
[SR695551](#) Gray



Folding Plastic Picnic Tables

- 72"L commercial-grade plastic picnic table
- Evenly-distributed & strong bench weight capacity of 600 lbs.
- Rust-resistant powder coated steel frame is built to fold flat for easy set up and storage
- Tabletop is UV protected, stain-resistant, and water resistant
- Tabletop features an opening to accept an umbrella with a pole of up to 1½" dia.
- 1-year warranty

[SR695769](#) White
[SR695769GN](#) Green
[SR695769CH](#) Charcoal



Outdoor Blowmolded Plastic Picnic Tables

- 72"L UV-protected HDPE table top and bench
- Moisture-proof table is stain-resistant and will not chip or crack
- The honeycomb design adds extra rigidity yet keeps the table lightweight for easy rearrangement
- Weight capacity of 1,000 lbs.
- Rust-resistant powder coat steel frame
- Lightweight and portable

[SR695484](#)

Outdoor Slatted Steel Receptacles

- Flat-bar steel body discourages graffiti
- Durable powder coat finish provides premium corrosion protection
- Metal top band for extra strength
- Cans with access doors offer easy servicing

	Gal. Cap	Dia. x H	Lid Receptacles
SR237725	24	23" x 36"	Flat
SR237726	36	28" x 36"	Flat
SR260803	24	23" x 41¾"	Rain Cap
SR260804	36	28" x 41¾"	Rain Cap
SR261944	36	28" x 42"	Dome
SR641431	72	54½" x 36"	Flat
SR641432	72	54½" x 41¾"	Rain Cap

Receptacles with Access Door

SR261940	36	28" x 42"	Flat
SR261941	36	28" x 47¾"	Rain Cap
SR261945	36	28" x 48"	Dome



Recycled Plastic Hex Tables

- Commercial-grade recycled plastic picnic table
- Resin wood slats
- Sturdy black recycled plastic base
- Eco-friendly

[SRB264042](#) Cedar
[SRB2331053](#) Gray
[SRB264040](#) Green



**National
Public
Seating** 



**Transforming cafeterias into cafes.
Roll and swivel into booth seating.**



Cluster Swivel Booth

The Cluster Swivel Booth is the all-in-one seating solution to maximize seating capacity while offering ultimate levels of comfort and style. Featuring our unique LuvraFlex design, the seats are so comfortable that they can be used for hours on end. The seats also swivel 70°, providing easy access to the table and enabling users to face any direction they want, whether it be to socialize with others or watch the action going on around them. Seats are available in black, navy or charcoal. Tabletops are available in high-pressure laminate, whiteboard or butcherblock.



- CSBG2448-PBTM** Particleboard Core, T-Mold Edge, HPL **\$1,973.00**
- CSBG2448-PBTEB** Particleboard Core, 3MM Edge Banding, HPL **\$2,034.00**
- CSBG2448-PMDPE** MDF Core, ProtectEdge, HPL **\$2,052.00**
- CSBG2448-WB** Whiteboard Top **\$2,007.00**
- CSBG2448-BB** Butcherblock Top **\$2,368.00**



ToGo Tables and Benches

Built with 14-gauge steel, 2" tube legs, and double ball bearing non-marring 3" casters, the To-Go provides the ultimate in strength and mobility. It's simple to reconfigure for multi-purpose use. The To-Go benches feature fixed high backs with a slight 12° pitch providing the perfect contour for comfortable seating. Rubber Grip-Tight glides automatically engage with the floor when opened along with locking castes to keep your seating arrangement nicely in place. ToGo Tables come in a choice of MDF or particleboard core with various laminate color options. Tables open and lock automatically and are easily released with a pull of a handle. The ToGo Bench and Table top flip up and nest for optimal storage. Both are offered in 48" or 60" widths and 24" or 30" depths providing comfortable seating for all sizes.





These QuickShip products from NPS® ship much faster than build-to-order products. Custom laminate, LOGO edge and frame options are available.

Call for lead time and pricing.

Stool Color Options



Mobile Cafeteria Table with Stools

MDF core, ProtectEdge, black frame, grey nebula laminate.

Model	Seats	Table W x L	Folded Dimensions	Table-Seat Height (Standard)	
<u>NPSMTS12-MDPEPCGYXX</u>	12	30" x 12'	59" x 39" x 79¾"	29"-17"	\$3,666.00
<u>NPSMTR60S-MDPEPCGYXX</u>	8	60" x 60"	38" x 81" x 54½"	29"-17"	\$3,188.00



Mobile Cafeteria Table with Benches

MDF core, ProtectEdge, black frame, grey nebula laminate.

Model	Seats	Table W x L	Folded Dimensions	Table-Seat Height (Standard)	
<u>NPSMTEB12-MDPEPCGYGY</u>	12-16	30" x 12'	56" x 35½" x 81"	29"-17"	\$4,069.00
<u>NPSMTR60B-MDPEPCGYGY</u>	10-14	45" x 121"	72" x 35½" x 73½"	29"-17"	\$4,956.00



Convertible Bench Cafeteria Table

MDF core, ProtectEdge, black frame, grey nebula laminate.

Model	Seats	Table W x L	Folded Dimensions	
<u>NPSCBG96-MDPEPCGYGY</u>	4-6	29" x 8'	96" x 12" x 34"	\$1,858.00

This is a representation of the products available. Please contact us for a complete selection and delivered pricing.

Fixed Height Café Tables

These Café Tables are available in an assortment of standard and custom colors. Trendy legs made with 16-gauge 3" steel make them perfect for your toughest environments and include leveling glides to prevent floor scratching. 300 lb capacity. 30" table height listed. Also available in 36" and 42" heights.

Round

NPSCT12424XD	"X" Base, 24" Round	\$360.00
NPSCT13030XD	"X" Base, 30" Round	\$429.00
NPSCT13636XD	"X" Base, 36" Round	\$607.00
NPSCT14242XD	"X" Base, 42" Round	\$676.00
NPSCT14848XD	"X" Base, 48" Round	\$686.00

Square

NPSCT32424XD	"X" Base, 24" Square	\$366.00
NPSCT33030XD	"X" Base, 30" Square	\$436.00
NPSCT33636XD	"X" Base, 36" Square	\$619.00
NPSCT34242XD	"X" Base, 42" Square	\$687.00
NPSCT34848XD	"X" Base, 48" Square	\$699.00

Rectangle

NPSCT23042TD	"T" Base, 30" x 42" Rectangle	\$570.00
NPSCT23048TD	"T" Base, 30" x 48" Rectangle	\$572.00
NPSCT23060TD	"T" Base, 30" x 60" Rectangle	\$638.00
NPSCT23072XD	"X" Base, 30" x 72" Rectangle	\$747.00

Racetrack

NPSCT43072XD	"X" Base, 30" x 72" Racetrack	\$815.00
------------------------------	-------------------------------	---------------------



Air Lift Nesting Café Tables

Combines sleek design with practicality. The high-pressure laminate tabletops are easy to clean and will resist scratches. Available in both round and square shapes in 24", 30", 36" and 42". Designed with smooth height adjustment for versatile use in any setting and a clever nesting feature for easy, efficient storage. Pneumatic height adjustment transitions effortlessly between 30" and 40.5" with a single click. Heavy-duty locking non-marring swivel casters.

Round

NPSACT124PBTM	24" Round	\$1092.00
NPSACT130PBTM	30" Round	\$1150.00
NPSACT136PBTM	36" Round	\$1288.00
NPSACT142PBTM	42" Round	\$1349.00

Square

NPSACT124PBTM	24" Square	\$1096.00
NPSACT130PBTM	30" Square	\$1155.00
NPSACT136PBTM	36" Square	\$1295.00
NPSACT142PBTM	42" Square	\$1341.00



Ask about laminate options... The possibilities are limitless!

The Collaborator Table

The Collaborator Table: a collaborative, inviting, comfortable, durable, trendy and safe table for today's trendy cafeteria environments. A choice of 1 3/4" Butcherblock or a variety of standard and custom colors. Tabletops mount onto 5-gauge support plates that are welded onto an 8-gauge X base frame. Available in dining (30"H) and bar height (42"). Bar Height tables include crossbeam for extra stability. 500 lb capacity.



Dining Height

30"H Laminate Top

30" x 60"	NPSCLT3060D2PBTM	\$1,029.00	NPSCLT3060B2PBTM	\$1,177.00
30" x 72"	NPSCLT3072D2PBTM	\$1,088.00	NPSCLT3072B2PBTM	\$1,245.00
36" x 60"	NPSCLT3660D2PBTM	\$1,190.00	NPSCLT3660B2PBTM	\$1,286.00
36" x 72"	NPSCLT3672D2PBTM	\$1,327.00	NPSCLT3672B2PBTM	\$1,430.00

Bar Height

42"H Laminate Top

Bushwick Café Chair and Barstool

Features 8 layer bent plywood seat with a high end HPL finish, and legs made of 3/4" 16 Gauge chrome tubing. Modern handle for easy movement and storage. Weight capacity exceeds 500 lbs. Durable non-marring polypropylene glides. 10 Year Warranty. Available in Espresso (21) or Natural (22).

BCC	Chair	\$190.00
BCS	Barstool	\$274.00




This is a representation of the products available. Please contact us for a complete selection and delivered pricing.



Plan, Design, and Build with Interior®

by Global Industrial® Brand Products



**Office solutions
made easy. We can
help you build
any configuration,
whether it is one
cubicle or an entire
office space**

Kore Design™ Office PLUS Adjustable Chairs



Wobble chairs are designed to keep people active when they are sitting, strengthening the body's core and legs, improving posture and keeping you from getting bored! Patented anti-tip safety ring and rubber bottom to prevent falls. Upholstered in durable Black Caressoft vinyl or Black Fabric. Maximum Weight 350 lbs.




Office PLUS Everyday Chair
Stool height (top of seat to floor)
18½" collapsed/26¾" extended

\$249.99
KD-1524 Leather Like Seat
KD-1540 Fabric Seat



Office PLUS Sit Stand Chair
Stool height (top of seat to floor)
21½" collapsed/32" extended

\$262.99
KD-1509 Leather Like Seat
KD-1500 Fabric Seat



Interior® Mesh Back Chair with Memory Foam

Work in total comfort with Interior®'s office task chair featuring a thick 4½" cushion topped with 3" memory foam. Fabric upholstered seat contours to each body shape while the mesh back provides breathability.

- Synchro tilt with both tilt and tension lock Adjustable height arms
- Adjustable seat height 19¼"H-23½"H

SR695729

Mesh Back Task Chair

This Mesh Back Task Chair with a fabric upholstered seat is perfect for offices, conference rooms, seminars, and more. Ergonomic design conforms to body for cool, ventilated, and supportive comfort. 16½"H x 17¾"W plastic trim backrest ensures long lasting durability and built-in lumbar support provides added back comfort. 1¾" ratchet back height adjustment. 18½"W x 18½"D fabric upholstered seat has comfortable 3¾" thick cushioning for extended periods of sitting. Height adjustable armrests help reduce arm fatigue. 18-23"H seat height adjustment. The 5-blade base with dual wheel swivel casters provides stability and easy mobility. Easy assembly. 1 Year Limited Warranty.

- Ventilated Nylon Mesh Back
- Height Adjustable Backrest
- Adjustable Armrests
- Fabric Upholstered Seat
- 18"-23½" Pneumatic Seat Height Adjustment



Seat Material	Seat Color	With Arms	Armless
Fabric	Black	SR277436	SR695644BK
Fabric	Red	SR277436RD	SR695644RD
Fabric	Gray	SR277436GY	SR695644GY
Fabric	Blue	SR277436BL	SR695644BL
Vinyl	Vinyl	SR277436V	SR695644V



Contact us for information on available model options, color variants and pricing!



Callero Carts

Gratnells Callero system has been specifically designed to enhance your STEM and Flexible learning areas. Featuring safe, ergonomic design and our exclusive lift up and out tray rail system this promotes student self selection and discovery learning.



Dynamis High-Density Storage Collection

Gratnells Dynamis High-Density Collection is perfect for any classroom or office environment. Manufactured with high quality materials. These commercial grade Storage Carts are perfect for storing books, sports equipment, general office supplies, and more. Frame is manufactured with sturdy steel. The Mid and Low Carts ship with four 3" casters (two locking) and 4 leveling feet so your unit can be either static or mobile to suit your needs. Tall Triple Units ship with leveling feet only. All units are 16½"D. Choose the color of trays to coordinate with your setting! The Dynamis Carts will work with any Gratnells Tray measuring 12.3"W.

The World's Best Selling School Tray

Our international award-winning, BSI tested trays are designed for heavy educational use. They come in an exciting range of 12 colors and four heights, so you can choose exactly the storage that suits your needs. All of our trays fit our school furniture, so you can mix and match a whole range of different colors, lids and tray heights knowing they will all fit with the rest of your Gratnells classroom.

Even though our trays are built to last, they are all fully recyclable.

Gratnells Callero Shield trolleys and trays are antimicrobial as they are treated with BioCote antibacterial additive. This means bacteria and viruses cannot spread on the surfaces and you need no longer solely rely on continual cleaning to guard against infection. You will have built in anti-microbial protection from MRSA and ecoli as well as other infections. The antimicrobial trays are available in kiwi green tint and are widely used in UK Hospitals as well as being fully compatible with Gratnells school storage range. Ideal for general school storage as well as safe hygienic storage of medical, school or first aid equipment. These products are guaranteed for five years.



Tray Color Options



Grass Green (10)



Royal Blue (06)



Jolly Lime (36)




Plum Purple (05)



Flame Red (09)



Translucent (20)



Sunshine Yellow (02)



Cyan Blue (26)



Tropical Orange (01)



Light Gray (19)



F1 Shallow Tray-Set of 8

Dimensions 12.3"W x 16.8"D x 3"H

[GTSF01XX](#)

\$133.07



F2 Deep Tray-Set of 6

Dimensions 12.3"W x 16.8"D x 5.9"H

[GTSF02XX](#)

\$142.26



F25 Extra Deep Tray-Set of 6

Dimensions 12.3"W x 16.8"D x 8.9"H

[GTSF25XX](#)

\$188.76



F3 Jumbo Tray-Set of 6

Dimensions 12.3"W x 16.8"D x 11.8"H

[GTSF03XX](#)

\$214.97



Plastic Tray Inserts-Set of 6

Stay organized with these handy inserts. Fit Shallow trays only, supplied in packs of 6. **\$85.85**

[GTSIM03F0119P6](#) 3 section

[GTSIM04F0119P6](#) 4 section

[GTSIM06F0119P6](#) 6 section

[GTSIM08F0119P6](#) 8 section




Clip on Lid fits all F trays - Set of 8

Translucent clip-on lids to offer more secure storage, fits all four standard tray heights.

[GTSLF1P8](#)

\$72.48



SortEd

SortEd is a high quality modular in tray divider system designed for busy primary school classrooms and STEAM activities. Removable 1/2, 1/4 and 1/8 dividers for a Gratnells shallow tray support a range of individual or group activities. For a Gratnells Deep tray two layers of division are possible. BioCote Anti-microbial protection as standard. Supplied in a 52 piece set, perfect for the full division of 8 shallow or 4 deep trays.

[GTSSERETAIL01](#)

\$200.49



Antimicrobial Trays

Our Gratnells Antimicrobial trays are treated with BioCote® antibacterial additive. This means surfaces need no longer rely solely on continual washdowns to guard against infection. Available in kiwi green tint, and in shallow or deep sizes.

[GTSFA0129P8](#) Shallow, Set of 8

\$133.07

[GTSFA0229P6](#) Deep, Set of 6

\$142.26

This is a representation of the products available. Please contact us for a complete selection and delivered pricing.

Storage Cabinets

- Choose 36" or 48" Wide Assembled or Easy to Assemble
- Channel Reinforced, Box Formed Doors
- Box Formed Channel Reinforced Shelves Adjustable On 2" Centers
- Exclusive Dual Chrome Diecast Key Locking Handle
- 48" Base Is I-Beam Reinforced For Added Strength
- 3 Point Latching System With Solid Steel 5/16" Rod
- Additional Shelves
- Heavy Duty 4" x 3/8" Hinge Exclusive
- Reinforced Acrylic Window Doors
- Nylon Glides For Smooth & Quiet Operation
- 300 lb. Shelf Capacity



Solid Door – Locking Handle

300 lb. shelf cap

	Cabinet	2 Additional Shelves
Easy Assembly		
36"W x 18"D x 78"H	SR603355	SR237517
36"W x 24"D x 78"H	SR493310	SR493314
48"W x 18"D x 78"H	SR493311	SR493315
48"W x 24"D x 78"H	SR603357	SR237518
Assembled		
36"W x 18"D x 78"H	SR603599	SR237517
36"W x 24"D x 78"H	SR493312	SR493314
48"W x 18"D x 78"H	SR493313	SR493315
48"W x 24"D x 78"H	SR603600	SR237518

Durable powder coat finish. Add color suffix: Black (BK), Tan (TN) or Gray (GY). Assembled cabinets are non-returnable.

Clearview Door– Locking Handle

300 lb. shelf cap

	Cabinet	2 Additional Shelves
Easy Assembly		
36"W x 18"D x 78"H	SR237614	SR237517
48"W x 24"D x 78"H	SR237615	SR237518
Assembled		
36"W x 18"D x 78"H	SR237620	SR237517
48"W x 24"D x 78"H	SR237621	SR237518

Durable powder coat finish. Add color suffix: Black (BK), Tan (TN) or Gray (GY). Assembled cabinets are non-returnable.

Cabinet Color Options



Black (BK)



Tan (TN)



Gray (GY)

Solid Door –Recessed Handle

180 lb. shelf cap

	Cabinet	2 Additional Shelves
Easy Assembly		
36"W x 18"D x 72"H	SR237635	SR237517

Durable powder coat finish. Add color suffix: Black (BK), Tan (TN) or Gray (GY). Assembled cabinets are non-returnable.



SR237580


Nexel® 4 Shelf, Chrome Wire Shelving Unit, Starter Sets



NEX Gard



Simply snap pieces together and slide shelf over clips for positive locking



Shelves adjust on 1" increments.

Simplify storage in your facility with our Nexel® Chrome Wire Shelving that keeps your items neatly organized, on strong, durable, and adjustable flat-wire shelves. This freestanding wire shelving unit is made of steel construction and is suitable for a variety of dry applications, from retail display to warehouse storage. Each wire shelf adjusts in 1" increments and is reinforced with welded surface ribs for added strength to support large quantities of items. Additionally, this chrome wire shelving starter unit can be connected with optional add-on shelving units to expand the quantity of storage rows. Casters or additional shelves (both sold separately) can add mobility and levels. NSF approved. 1-Year Limited Warranty.



Our Most Popular 4-Tier Starter Sets!

Call us for Additional Sizes and Finishes!

Poly-Green

GLB24487G	24"W x 48"L x 74"H	\$492.72
GLB24607G	24"W x 60"L x 74"H	\$547.12
GLB24727G	24"W x 72"L x 74"H	\$709.12
GLB18367G	18"W x 36"L x 74"H	\$348.72
GLB24367G	24"W x 36"L x 74"H	\$417.52

Silver Epoxy

GLB24606EP	24"W x 60"L x 63"H	\$379.12
GLB24607EP	24"W x 60"L x 74"H	\$348.72
GLB18727EP	18"W x 72"L x 74"H	\$407.92
GLB24487EP	24"W x 48"L x 74"H	\$360.72
GLB24486EP	24"W x 48"L x 63"H	\$348.42

Black Epoxy

GLB24487B	24"W x 48"L x 74"H	\$401.72
GLB24486B	24"W x 48"L x 63"H	\$388.60
GLB24366B	24"W x 36"L x 63"H	\$318.08
GLB18306B	18"W x 30"L x 63"H	\$247.56
GLB24727B	24"W x 72"L x 74"H	\$560.80



Wire Utility Carts

Utility Carts consist of 2 chrome plated handles, 2 or 3 shelves and polyurethane casters, 2 with brake. Overall height 39". 1200 lb. capacity.

Polyurethane Casters

GLB2448P2C	2 Shelf, 24"W x 48"L x 39"H	\$318.52
GLB2448P3C	3 Shelf, 24"W x 48"L x 39"H	\$390.52
GLB2436P2CB	2 Shelf, 24"W x 36"L x 39"H, & 2 Brake casters	\$329.32

GLB2436P3C	3 Shelf, 24"W x 36"L x 39"H	\$349.12
GLB1836P3C	3 Shelf, 18"W x 36"L x 39"H	\$336.52



Security Wire Trucks

Keep valuable items secure and at the same time be able to transport them. Lockable doors prevent items from falling out of truck while in transit. Available in Chrome and Poly-Z-Brite finish.

GLBSTS2460CBPS	Wire Security Truck, Chrome, 24"W x 60"L x 69"H, Polyurethane Casters, 2 Brake	\$1,258.00
GLBSTS2448CPS	Wire Security Truck, Chrome, 24"W x 48"L x 69"H, Polyurethane Casters	\$1,144.60
GLBSTS2448ZPS	Wire Security Truck, Poly-Z-Brite, 24"W x 48"L x 69"H, Polyurethane Casters	\$1,092.80
GLBSTF2000	Fold-Up Security Truck, Gray, 27"W x 44½"L x 76"H, 2000 lb. capacity	\$1,652.40



3500 Series Bookcases



These bookcases are built with bolt-through steel tubing for added stability and strength. The thermofused laminate surface along with the 3mm PVC edge banding provide a durable surface on both sides. The adjustable compartment shelves are 1" thick to prevent the risk of sagging.

- [3500-36361](#) 4 shelves (36"W x 36"H x 14"D)
- [3500-36481](#) 5 shelves (36"W x 48"H x 14"D)
- [3500-36721](#) 6 shelves (36"W x 72"H x 14"D)
- [3500-36841](#) 7 shelves (36"W x 84"H x 14"D)
- [3500-3510-36483](#) 2-sided (36"W x 48"H x 24"D)



Back

Front

[3510-3648](#)

[3500-3648](#)

[3500-3636](#)

[3500-3672](#)

[3500-3684](#)

Mobile Casegoods

Marco mobile casegoods give you total flexibility in the classroom with the appearance of built-in cabinetry. Our cabinets are built on concealed casters, internal adjustable levelers and lock together with cap nuts. Steel tubing is added for strength and durability. Shelving is 1" thick to reduce sagging. European hinges give the cabinets a clean appearance. Modern door pulls are available in brushed nickel or black powder coat. Drawers have steel sides with a 5/8" bottom. Optional door and drawer locks are available.



Base Drawer Cabinet

[3303](#)

Base Door/2 Drawer Cabinet

[3302-48](#)

Base Door Cabinet

[3301](#)

Wall Cabinet

[3321](#)

Teachers' Wardrobe Cabinet

[3335](#)

General Storage Cabinet

[3336](#)

- [3301](#) 36"W x 36"H x 24"D
- [3302-48](#) 48"W x 30"H x 24"D
- [3303](#) 36"W x 36"H x 24"D

- [3321](#) 36"W x 24"H x 14"
- [3335](#) 36"W x 72"H x 24"D
- [3336](#) 48"W x 72"H x 24"D

Curved Mobile Bookcases

Our new curved mobile bookcases will add a unique, contemporary style to your reading space. The mobile design allows for easy transformation to accommodate different room layouts. Models are available with shelves on one or both sides and come in three different cabinet heights to choose from.

Features

- Thermally fused melamine construction
- Compartment shelves are 1" thick to reduce sagging
- 3mm PVC edge banding
- 3" black heavy duty locking casters
- UL GREENGUARD GOLD Certified

Laminate Color Options



Fusion Maple



Solar Oak



Brighton Walnut



Wild Cherry



Asian Night



Pewter Mesh



London Gray



Storm Gray



Black



Curved Double-Sided Mobile Bookcase

- [4670-603624A0](#) 60"W x 36"H x 24"D, 8 shelves
- [4670-604224A0](#) 60"W x 42"H x 24"D, 12 shelves
- [4670-604824A0](#) 60"W x 48"H x 24"D, 12 shelves



Curved Mobile Bookcase

- [4660-603617A0](#) 60"W x 36"H x 17"D, 4 shelves
- [4660-604217A0](#) 60"W x 42"H x 17"D, 6 shelves
- [4660-604817A0](#) 60"W x 48"H x 17"D, 6 shelves



This is a representation of the products available. Please contact us for a complete selection and delivered pricing.

Paper Shredders

All models feature 3-function control switch, auto start/stop, manual reverse, and overheat protection. 3 year warranty (cutter) / 1 year warranty (parts except cutter).



60-Sheet Auto-Feed Micro-Cut Shredder

Shred up to 60 sheets of paper at once, as well as credit cards, staples, and small clips, into tiny 3mm x 10mm pieces. 17"H x 12½"W x 8"D The shredder comes with a 5.28-gallon waste bin.

[LHL9680BS](#) \$229.99



Cross-Cut Shredder

Medium duty shredder accepts up to 12 sheets of paper at once. Also shreds credit cards and CDs. Auto stop paper jam control. Water-resistant. 15"H x 14¾"W x 9½"D. 5½ gallon capacity waste bin.

[LHL9112](#) \$199.92



6-Sheet Strip-Cut Shredder

Light duty shredder accepts up to 6 sheets of paper at once. Also shreds credit cards. 13½"H x 11½"W x 5½"D. 2.65 gallon capacity waste bin.

[LHL9306F](#) \$79.15

Preserve and protect what matters.

Dry-Lam Element Series Laminators

Dry-Lam, the most trusted name in lamination, presents the Element Series. Made in the USA, the Standard and Deluxe models come in both 27" and 40" widths. The variety of sizes and features make the Element Series perfect for education and office environments.



Standard Laminators

- Laminates up to 3 feet per minute
- 1.5 mil - 3 mil film
- 1" core
- Variable temperature control
- 10 minute warm-up
- Auto shut-off after 2 hours
- 180 days parts and labor warranty

MYICL-27SD	27" Laminator (35¼"L x 15"W x 17¾"H)	\$2,113.03
MYICL-27SDKIT	27" Laminator Kit	\$3,389.10
MYICL-40SD	40" Laminator (48½"L x 15"W x 19"H)	\$3,160.31

Deluxe Laminators

- Laminates up to 9 feet per minute
- 1.5 mil - 5 mil film
- Variable temperature control
- 12 minute warm-up
- Auto shut-off after 2 hours
- 180 days parts and labor warranty
- Built-in horizontal trimmer
- 1" core

MYICL-27DX	27" Laminator (35¼"L x 15"W x 17¾"H)	\$2,482.66
MYICL-27DXKIT	27" Laminator Kit	\$3,714.75
MYICL-40DX	40" Laminator (48½"L x 15"W x 19"H). 1" and 1" cores	\$3,443.69

27" All-Inclusive Kit

The Element Series 27" Laminators are also available as an all-inclusive laminating kit with everything you need to get started with your new Element Series laminator.

- 27" Standard or Deluxe, Laminator
- 36" Steel mobile cart with locking doors and 4" casters
- 4 rolls of 25' x 500' 1.5 mil Gloss Film
- Cleaning Kit

Laminating Film

General purpose film for laminating documents, posters, menus, art projects, teaching aids and much more. 1" core roll. Melting temperature is 280°.

DRLDL-CG25253-1	25" x 250', 3 mil, 2 per pack	\$156.28 Pkg.
DRLDL-G2551-1	25" x 500', 1.5 mil, 2 per pack	\$120.84 Pkg.
DRLDL-LG38517-1	38" x 500', 1.7 mil, 2 per pack	\$210.40 Pkg.
DRLDL-LG38253-1	38" x 250', 3 mil, 2 per pack	\$197.04 Pkg.



Mobile Room Divider

Standard Color Options



Sky Blue



Red



Platinum



Medium Gray

Special Order Color Options

Minimum order required




Blue




Telecom Blue



Violet



Black



Yellow



Apple Green



Lake Blue



Orange



Our new Room Dividers are great for creating privacy and seclusion along with noise control for improved group discussions within the same room! The Divider panels can have all the same color or you can combine multiple color panels to promote school colors or to match with classroom themes. The panels are also perfect to use as bulletin boards for announcements or showcasing students' work.

Features

- Dimensions: 46.25"W x 19.78"D x 78.67"H
- Lightweight acoustic panels are made of 100% PET material
- Steel frame and legs have a Gray powder coat finish
- Locking swivel casters for easy mobility

M001-GY-XX-XX



This is a representation of the products available. Please contact us for a complete selection and delivered pricing.



SCREENFLEX®
 Portable Room Dividers

Proudly made in the USA

Having earned a **5.0* Google Review Rating**, USA made Screenflex dividers are the clear **QUALITY** choice in a portable room divider. Screenflex has been helping School Administrators solve space & budget problems across the globe for over 3 decades. With several lines, many options and colors, there is a Screenflex Divider to help you accomplish all that you see herein....and MORE!



Please call us to learn more about our helpful product lines!

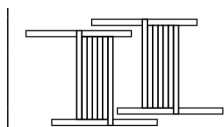


PORTABLE ROOM DIVIDERS

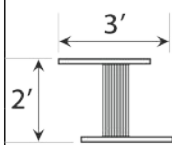
- Divide Open Spaces
- Create Temporary Rooms
- Reduce Noise
- Better Manage Your Facility
- Ships Fully Assembled
- Made in the USA

Note:
Dividers can be connected to create any desired length by using a Multi-Unit Connector option.

Designer Fabric Color Options



Multiple Dividers Nest Together for Amazing Compact Storage!



Length	Height				
	4'-0"	5'-0"	6'-0"	6'-8"	7'-4"
5'-9" (3 panel divider)	FSL403 \$776.00	FSL503 \$845.00	FSL603 \$942.00	FSL683 \$1,038.00	FSL743 \$1,162.00
9'-5" (5 panel divider)	FSL405 \$995.00	FSL505 \$1,081.00	FSL605 \$1,191.00	FSL685 \$1,315.00	FSL745 \$1,439.00
13'-1" (7 panel divider)	FSL407 \$1,219.00	FSL507 \$1,329.00	FSL607 \$1,439.00	FSL687 \$1,576.00	FSL747 \$1,729.00
16'-9" (9 panel divider)	FSL409 \$1,439.00	FSL509 \$1,563.00	FSL609 \$1,701.00	FSL689 \$1,852.00	FSL749 \$2,006.00
20'-5" (11 panel divider)	FSL4011 \$1,673.00	FSL5011 \$1,800.00	FSL6011 \$1,949.00	FSL6811 \$2,114.00	FSL7411 \$2,295.00
24'-1" (13 panel divider)	FSL4013 \$1,896.00	FSL5013 \$2,046.00	FSL6013 \$2,200.00	FSL6813 \$2,378.00	FSL7413 \$2,585.00

This is a representation of the products available. Please contact us for a complete selection and delivered pricing.

Light Duty ROOM DIVIDER

Screenflex quality and versatility in a light weight divider. This cost effective solution is ideal for home or light duty scenarios. Divider glides effortlessly into position on ball-bearing casters.

Length	Height
	6'-5"
5'-9" (3 panel divider)	BFSL683 \$592.00 Wt. 60 lbs.
9'-5" (5 panel divider)	BFSL685 \$782.00 Wt. 75 lbs.

Minor Assembly Required

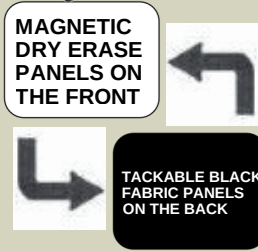



Position Control Hinges Included

Magnetic Dry Erase/Tackable DIVIDER

Create collaborative workspaces with the perfect combination of magnetic writable surface and tackable fabric panels. Ideal for use as an instructional aide, room divider, or display.

Length	Height
	6'-0"
8'-7" (3 panel divider)	DET-603 \$1,353.00 Wt. 95 lbs.
14'-1" (5 panel divider)	DET-605 \$1,875.00 Wt. 123 lbs.
19'-7" (7 panel divider)	DET-607 \$2,397.00 Wt. 149 lbs.
25'-1" (9 panel divider)	DET-609 \$2,932.00 Wt. 176 lbs.



Designer Fabric Color Options



Lake (DB)



Navy (DV)



Mallard (DN)



Desert (DW)



Dark Brown (DD)



Rose (DM)



Auburn (DE)



Stone (DJ)



White (DT)



Primary Blue (DS)



Apple Green (DA)



Primary Yellow (DY)



Walnut (DO)



Orange (DJ)



Primary Red (DR)



Purple (DP)



Charcoal Black (DX)

Reading Writing Centers



Designed with teacher-driven features and built to last, our easels make classroom organization easier, foster collaboration and communication, and are handy for displaying daily lessons and schedules—all in one compact footprint.

- A uniquely designed Big Book rack holds books firmly in place
- Ultra-Safe premium book ledge with rounded corners and it locks into position so it stays put
- Slide out tubs with safety stops
- All easels have locking casters and some have foot-activated brakes
- Dry Erase Frame is easy to wipe down and keep clean
- Angled magnetic dry-erase board
- Snap-on chart paper hooks
- Rear removable whiteboard allows 2 students to work at the same time and one side is lined
- All of our easels have a lifetime frame and tub warranty and a 5 year warranty on white boards



Premium Royal® Reading Writing Center Reverse Side
 This easel is the ultimate in storage with ten slide-out storage tubs, eight Tiny Tubs for smaller items, three book folders and chart paper hang tags. It is a versatile lesson center in one compact footprint. Rear whiteboard not included. **\$679.35**
CEPRC200 Blue Tubs
CEPRC200-VM Vibrant Tub Combo



Royal® Reading Writing Center Reverse Side
 This easel is an essential teaching tool. It includes a rear removable whiteboard that is double-sided (lined on one side), a Big Book rack, four slide-out storage tubs, Tiny Tubs for markers and two foot-activated brakes. **\$617.41**
CEPRC105 Assorted Color Tubs
CEPRC105-VM Vibrant Tub Combo



Classic Royal® Reading Writing Center Reverse Side
 This easel provides a quick access to the tubs and includes a middle shelf to help keep everything organized. The rear removable whiteboard is double-sided (lined on one side). **\$510.97**
CEPRC005 Assorted Color Tubs
CEPRC005-VM Vibrant Tub Combo



2-in-1 Royal Teaching Easel with Portable Whiteboard
 Easel measures 58"H x 33"W x 18"D. Open tubs measure 6"H x 12 1/2"W x 15 3/4"D. Lifetime warranty on easel components and tubs; 5-year warranty on the whiteboard. **\$635.04**
CEPRC21N1



Basic Reading Writing Center
 The easel has the quality build of all our teaching centers, but is priced right for tight budgets. It includes five storage tubs, a Tiny Tub and chart paper hang tags. Rear whiteboard not included. **\$445.44**
CEPRC201 Blue Tubs
CEPRC201-VM Vibrant Tub Combo



Regal™ Reading Writing Center
 This easel is very similar to the Royal® Reading Writing Center with but with a single-sided rear whiteboard and no middle shelf or Tiny Tubs. **\$512.76**
CEPRC107 Assorted Color Tubs
CEPRC107-VM Vibrant Tub Combo

Bamboo Easels

Bamboo easels are a more sustainable choice than metal models because they have a smaller carbon footprint. Bamboo is a renewable resource that grows quickly and sequesters carbon, unlike steel which produces carbon. These products have been designed to bring natural elements into the classroom and are ideal for neutral or early years environments. The finish is a nitrocellulose lacquer, a popular finish type for furniture and the preferred choice of professional furniture makers. Lacquers provide a clear, durable, and water-resistant finish, that protects the base material while enhancing its appearance.



Reverse Side

Bamboo Early Learning Station

Two magnetic dry-erase whiteboards, one side with solid/dotted/solid line sequence. Roll-up felt for creative play, along with corner ties and magnets to secure on station. Safety Cap™ premium book ledge that locks into multiple positions. Two Large Open Tubs. Snap-on chart paper hooks. Frame folds for storage. 3" Locking casters. Lifetime warranty frame and tub warranty, 5 year warranty on white board.

~~\$445.32~~

CEPELS2-S Sage tubs and book ledge
CEPELS2-VM Vibrant tubs (Aqua, Yellow) and blue book ledge



Reverse Side

Bamboo Royal® Reading Writing Center

Frame Measures: 56½"H x 33"W x 27"D. Front Magnetic Dry Erase Measures: 34"H x 24"W. Rear Removable Magnetic Dry Erase Board Measures: 32"H x 24"W. Rear removable double-sided dry erase board is lined on one side. Ultra-Safe premium book ledge that locks into multiple positions. Large middle shelf. Big Book Racks. Snap-on chart paper hooks. 2" twin wheel locking casters. 4 sliding Open Tubs measure: 6"H x 12½"W x 15¾"D. Lifetime warranty on easel components and tubs; 5 year warranty on the whiteboard.

CEPBE005

\$520.30



For every bamboo product purchased, Copernicus will make a donation to conserve natural panda habitat through the World Wildlife Fund.



Bamboo Double Sided Art Center

With two dry-erase painting surfaces, plenty of storage, 5 drying racks, removable paint trays and spill-proof caps, keeping things clean and tidy is a cinch. Also includes a Really Big Tub (not shown). Can also be used as a tabletop or floor easel. 5 year whiteboard warranty, replacement program available. 48"H x 27"W x 30"D. Weight 37.5 lbs.

CEPBPC01

\$581.77

Bamboo Double Sided Painting Easel

Bamboo construction. 2 removable paint pot trays. Double-sided dry-erase boards. 5 drying racks. 1 Really Big Tub for extra storage (not shown). Includes clips to hold paper in place. Can be used as tabletop or floor easel. 33¾"H x 27"W x 30"D. Weight 21 lbs. 5 year whiteboard warranty, replacement program available.

CEPBPC02

\$344.94

Bamboo Drying Rack

Bamboo construction. 5 drying racks. 2" casters. 16"H x 27"W x 30"D. Weight 20 lbs. Lifetime warranty.

CEPBPC-DR

\$242.63

Bamboo Deluxe Chart Stand

Frame measures 70"H x 28"W x 27"D. Tubs measure 6"H x 12½"W x 15¾"D (outer measurements). Inside tub measurements 6"H x 10"W x 12½"D. Lifetime warranty on easel components and tubs; 5-year warranty on the whiteboard. Features:

- Magnetic double-sided dry-erase whiteboard
- Telescoping hooks for pocket charts
- Height-adjustable upon assembly
- Safety Cap™ premium book ledge that locks into multiple positions
- Two large open tubs
- Snap-on chart paper hooks
- 3" locking casters

\$359.46

CEPCS701-S

CEPCS701-VM

Sage tubs and book ledge
 Vibrant tubs (1 Aqua, 1 Yellow) and blue book ledge





Bamboo Sensory and Construction Bricks Table

The perfect learning center for building fine motor, cognitive, and self-regulation skills. With two height settings (toddler or primary), it can accommodate a variety of early childhood and pre-k classroom environments. Includes 4 tubs (2 with lids), and a construction bricks tabletop. Measures: 18¾"-24"H x 35"W x 25"D. Large Open Tubs measure: 6"H x 12½"W x 15¾"D (outer measurements). Inside tub measurements 6"H x 10"W x 12½"D. Lifetime Frame and Tub Warranty.

<u>CEPSST02-S</u>	Sage tubs	\$414.40
<u>CEPSST02-VM</u>	Vibrant tubs	\$414.40
<u>CEPSST02-C</u>	Clear tubs	\$430.08



Bamboo Shelving Unit

3 shelves for storage. The ideal height for early childhood students and educators to access toys, books and other supplies. 6 Large Open Tubs (6"H x 12½"W x 15¾"D) included. Lifetime warranty on frame and tubs. 24"H x 40¾"W x 16½"D.

<u>CEPBAM1-S</u>	Sage Tubs	\$546.56
<u>CEPBAM1-VM</u>	Vibrant Tub Combo (2 aqua, lime, yellow, orange, magenta)	\$546.56
<u>CEPBAM1-C</u>	Clear Tubs	\$566.72



Bamboo Book Browser Carts with Tubs

3" Locking casters. Lifetime warranty on cart components and tubs

<u>CEPB007-6-VM</u>	Six large open vibrant tub combo includes: 2 Aqua, Lime, Yellow, Magenta, Orange. Holds up to 60 lbs.	\$226.92
<u>CEPB006-9-VM</u>	Nine large open vibrant tub combo includes: 3 Aqua, 2 Lime, 2 Magenta, Orange, Yellow. Holds up to 90 lbs.	\$297.17



Collaboration Whiteboard

This bamboo easel has a large 4' x 3' double-sided magnetic whiteboard with different height settings and orientation setups. Boards can connect to form partitions and create separate areas. Includes 3" locking casters and marker ledge. Weight 70 lbs. Different Heights: Portrait High: 74"H x 42"W x 28"D Portrait Low: 62"H x 42"W x 28"D Landscape High: 68"H x 54"W x 28"D Landscape Low: 56"H x 54"W x 28"D

<u>CEPCWB2</u>	\$616.00
--------------------------------	-----------------



Cozy Space

Features a bamboo construction with an interior bookshelf, double-sided magnetic whiteboard and a place to attach a blanket or lights to suit any child's imagination. It offers a calm area in a classroom, while allowing a clear view of the students inside. 39¾"H x 42"W x 37¼"D. Weight 57.6 lbs. Lifetime Warranty, 5 year whiteboard warranty, replacement program available.

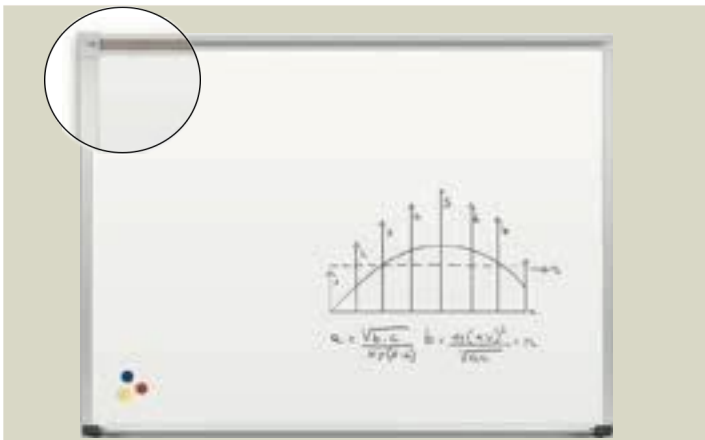
<u>CEPCZY1</u>	\$490.56
--------------------------------	-----------------



Bamboo Book Display Rack

Durable with a lifetime warranty. 3 tiers for books. Can be used on floor or countertop. 12¾"H x 29"W x 12¾"D. Lifetime warranty.

<u>CEPBBD01</u>	\$232.96
---------------------------------	-----------------



Porcelain Steel Whiteboards with Deluxe Aluminum Trim

Magnetic porcelain steel whiteboards are engineered for superior color contrast with dry erase markers. Standard gloss dry erase surface provides superior write-ability and erasability with no ghosting. Reduced surface light distortion enhances visibility to provide optimum eye comfort. Anodized aluminum trim has a .88" profile. Includes a full-length 1" tackable map rail with a colored cork insert, and a full-length accessory tray with rubber Dura-Safe end caps to eliminate sharp edges. Limited Lifetime Warranty.

BLT202AB	2'H x 3'W	\$273.90	BLT202AH	4'H x 8'W	\$819.22
BLT202AC	3'H x 4'W	\$366.276	BLT202AK	4'H x 10'W	\$1,062.33
BLT202AD	4'H x 4'W	\$595.26	BLT202AM	4'H x 12'W	\$1,129.27
BLT202AF	4'H x 5'W	\$639.57	BLT202AP	4'H x 16'W	\$1,505.88
BLT202AG	4'H x 6'W	\$700.10			



Economy Markerboards

Bright marker colors capture attention yet wipe off cleanly and easily with a dry cloth or eraser. Includes marker tray and hanging hardware. Boards 4' x 6' and larger include one marker and eraser. 10-year guarantee.

Aluminum Frame

GHEM2-23-1	2' x 3'	\$73.00
GHEM2-34-1	3' x 4'	\$114.00
GHEM2-46-4	4' x 6'	\$359.00
GHEM2-48-4	4' x 8'	\$430.00

Hardwood Frame

GHEM2W-46-4	4' x 6'	\$380.00
GHEM2W-48-4	4' x 8'	\$469.00



Recycled Rubber Tack Boards

Help preserve the planet with these great-looking display boards! Surface is made with 90% pre-consumer recycled materials, and framed in recycled aluminum. Textured surface withstands the toughest conditions and is colorfast to resist stains and fading. Self-healing rubber won't show pin holes! 10-year guarantee. Hanging hardware included.

GHEATR23-CF	2' x 3'	\$147.00	GHEATR48-CF	4' x 8"	\$473.00
GHEATR34-CF	3' x 4"	\$220.00	GHEATR410-CF	4' x 10"	\$601.00
GHEATR46-CF	4' x 6"	\$391.00	GHEATR412-CF	4' x 12"	\$651.00



Cork Bulletin Boards

Ghent Cork Bulletin Boards are constructed of fine-grain natural tan cork laminated to a sealed fiber-board backing. Surface resists wear and tear of repeated tacking. Hanging hardware included.

Aluminum Frame Cork Boards Hardwood Frame Cork Boards

GHE1318-1	18" x 24"	\$51.00	GHE1418-1	18" x 24"	\$66.00
GHE1323-1	2' x 3'	\$73.00	GHE1423-1	2' x 3'	\$91.00
GHE1334-1	3' x 4'	\$122.00	GHE1434-1	3' x 4'	\$140.00
GHEAK46	4' x 6'	\$286.00	GHEWK46	4' x 6'	\$282.00
GHEAK48	4' x 8'	\$364.00	GHEWK48	4' x 8'	\$340.00

Ogee Curved Easel

The curved whiteboard surface on the Ogee Curved Easel maximizes the use of the writing surface while giving it a sleek high end design look. Surface measures 72"H x 36"W. Curved bottom makes writing on the lower portion of the board easier. Available with porcelain steel or Magne-Rite surface. Middle storage tray also functions as a handle to easily move the Ogee around wherever it's needed. Great for space division. Boards nest using the handle. Comes standard with a marker tray, and bottom shelf provides storage space.

BLT55471-DD	Porcelain Steel Surface, Limited Lifetime Warranty	\$1,708.67
--------------------	---	-------------------





EZ Mobile Porcelain Whiteboard

Ghent's EZ Mobile Whiteboard makes collaboration easy. Sleek aluminum framing, magnetic porcelain surface, and durable casters are combined to create an aesthetically pleasing, functional, and affordable mobile. EZ Mobile features a 10 year warranty. Ships to you in Ghent's worry-free packaging, designed specifically for shipping whiteboards and glassboards. 75"H x 38"W.

YEAR
10
GUARANTEE

GHEEZ6MA7538

\$1,980.00



Enclosed Bulletin Boards

Ghent's Enclosed Cork Bulletin Board is the perfect way to display messages, pictures, and important information securely. Natural cork boards are made with self-healing cork, meaning holes made from repeated and frequent tacking will disappear. Hand-made to ensure the cork surface will not peel or flake from the backing. Features shatter-proof acrylic panels and locks that are flush with the frame. Hidden corner brackets allow the message center to sit flush against the wall without any visible hardware, which adds protection from vandalism. The cork surface is paired with a Satin aluminum or solid wood frame and includes 2 keys. Ghent's Enclosed Cork Bulletin Boards carry a 10-year warranty and are made in the USA. Recommended for indoor use only.


Size H x W	Doors	Wood		Aluminum	
		Item #	Price	Item #	Price
24" x 18"	1	GHEP*12418K	\$344.00	GHEPA12418K	\$366.00
36" x 24"	1	GHEP*13624K	\$415.00	GHEPA13624K	\$518.00
36" x 36"	1	GHEP*13636K	\$542.00	GHEPA13636K	\$624.00
36" x 48"	2	GHEP*23648K	\$707.00	GHEPA23648K	\$831.00
36" x 60"	2	GHEP*23660K	\$813.00	GHEPA23660K	\$1,222.00
36" x 72"	3	GHEP*33672K	\$1,243.00	GHEPA33672K	\$1,496.00
48" x 96"	3	GHEP*34896K	\$1,432.00	GHEPA34896K	\$1,841.00

*To specify wood frame choice, replace * embedded in item number with W-Oak or N-Walnut


Only the aluminum boards have full length hinges



Enclosed Boards Frame Color Options



Aluminum



Oak (W)



Walnut (N)

Enclosed Letterboards

Enclosed Letterboards have 3/4" precision grooved panels that are available in Black or Burgundy flannel. Includes a set of 3/4" letters, numbers, and symbols to go with your board. Hand-made to ensure the felt surface will not peel from the backing over time. Protected using shatter-proof acrylic panels and locks that are flush with the frame. Hidden corner brackets allow the message center to sit flush against the wall without any visible hardware, increasing protection from vandalism. The felt surface is paired with either a satin aluminum frame or solid wood available in natural Oak or Walnut and includes 2 keys. Ghent's Enclosed Letterboards carry a 10-year warranty and are made in the USA. Recommended for indoor use only.

Size H x W	Doors	Wood		Aluminum	
		Item #	Price	Item #	Price
24" x 18"	1	GHEP*12418B-	\$481.00	GHEPA12418B-	\$519.00
36" x 24"	1	GHEP*13624B-	\$550.00	GHEPA13624B-	\$642.00
36" x 36"	1	GHEP*13636B-	\$828.00	GHEPA13636B-	\$924.00
36" x 48"	2	GHEP*23648B-	\$978.00	GHEPA23648B-	\$1,098.00
36" x 60"	2	GHEP*23660B-	\$1,244.00	GHEPA23660B-	\$1,308.00
36" x 72"	3	GHEP*33672B-	\$1,605.00	GHEPA33672B-	\$1,661.00
48" x 96"	3	GHEP*34896B-	\$2,592.00	GHEPA34896B-	\$2,778.00

To specify board color, replace "-" with BG (Burgundy) or BK (Black)

*To specify wood frame choice, replace * embedded in item number with W-Oak or N-Walnut

Only the aluminum boards have full length hinges



Letterboard Color Options



Black (BK)



Burgundy (BG)



Flipside Products, Inc.

Dry Erase Corrugated Plastic Marquee Easel

The perfect sturdy and lightweight solution for displaying announcements, menus, messages, and much more. Constructed from 100% recycled and recyclable corrugated plastic, it is easy to transport and folds flat for storage. Non-ghosting dry erase surfaces. 35½"H x 23"W x 15"D.

FLP31276

\$60.07



Desktop Easel Set

Ideal for small-group learning, this portable easel brings interactivity to your fingertips. Features two magnetic dry erase surfaces, a magnetic dry erase marker with felt eraser cap and two disk magnets. Aluminum frame with rounded plastic corners for safety. Locking hinges. Folds flat for easy transport and storage.

FLP50000 18"W x 12"H **\$45.01**
FLP50002 20"W x 16"H **\$62.35**



Marquee Easels

Marquee Easels are ideal for displaying announcements, menus, specials, sales, and much more! Schools, restaurants, retail stores, and photographers enjoy the lightweight, easy-to-store size. Available in both natural and stained finish. 42"H x 24"W.

Natural Price Stained Price

Dry Erase/Black Chalkboard	FLP31200	\$104.80	FLP31210	\$116.48
Black Chalkboards	FLP31222	\$103.17	FLP31221	\$116.48
Black Dry Erase	FLP31300	\$109.82	FLP31310	\$119.81
White Dry Erase/Black Dry Erase	FLP31700	\$109.82	FLP31710	\$119.81

Framed Display Boards

Perfect for reminders, brainstorming sessions and whole-class instructions!

Magnetic Dry Erase Boards

Wood Framed		
FLP17720	18" x 24"	\$49.55
FLP17730	24" x 36"	\$78.41
Aluminum Framed		
FLP17721	18" x 24"	\$59.14
FLP17731	24" x 36"	\$65.87

Aluminum Framed Magnetic Calendar Boards

FLP17302	18" x 24"	\$73.53
FLP17303	24" x 36"	\$92.53

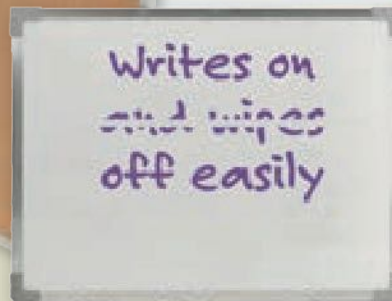
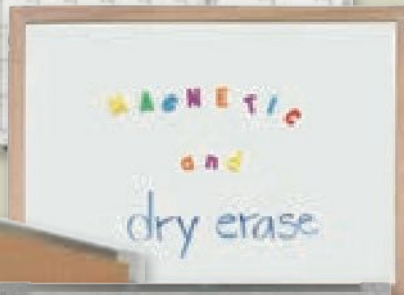
Cork Boards

Wood Framed		
FLP10300	24" x 36"	\$53.32
FLP10417	36" x 48"	\$103.51
Aluminum Framed		

FLP10310	24" x 36"	\$61.16
FLP10410	36" x 48"	\$116.05

Dry Erase Boards

Wood Framed		
FLP17630	24" x 36"	\$43.91
FLP17640	36" x 48"	\$87.82
Aluminum Framed		
FLP17631	24" x 36"	\$65.87
FLP17641	36" x 48"	\$98.80



Adjustable Dry Erase Easel

Multi-use, adjustable-height easel offers presentation options you can take anywhere! Sleek ½" aluminum frame surrounds a quality, non-ghosting dry erase board. Bottom marker tray spans the entire width and will support posters and large-format books. Locking safety hinges ensure stability and fold for storage. Steel tubing legs feature anti-skid tips and are height adjustable for use on the floor or table top. Dry erase surface is 27½" wide x 32" high with a pressure-regulated steel strip along top edge to hold tablets in place with thumb screws. Measures 46" x 5" x 29½".

FLP51000

\$253.08

Cork Rolls

Imagine easily creating fun DIY projects such as making your own bulletin board by adding fiberboard backing and a frame, designing a cork accent wall or could even be used as a backstop for dart boards. The possibilities are endless. Durable and self-healing, high quality cork cuts easily to any size that suits your needs.

	3mm Thick		6mm Thick	
4' x 6'	FLP38000	\$67.82	FLP38005	\$96.87
4' x 8'	FLP38001	\$85.60	FLP38006	\$129.17
4' x 24'	FLP38003	\$213.15		





Pretend play gives learners the opportunity to build verbal, social, and motor skills!



Dream Cube

Double-sided Write-n-Wipe surfaces on the sides provide a space for students to jot down ideas, learning concepts, and work out problems. Key lime green cushions and angled back rests make the space easy to clean, ergonomic, and comfortable. Large cutouts in the sides and the open top give teacher visibility while still creating a private area for students. Side openings are 37" in diameter. Cloud Write-n-Wipe surfaces are 24"H x 28½"D. Inside Write-n-Wipe panels are 29½"H x 33"W. 46½"H x 48"W x 37½"D.

JON2381JC With Cushions **\$1,978.30**
JON2380JC Without Cushions **\$1,353.50**

JonTi-Craft®



Tables encourage collaboration, creativity, and communication!

Clean Hands Helper Portable Sinks



The U.S. Centers for Disease Control and Prevention (CDC) suggests washing hands frequently to help prevent the spread of germs and viruses.

Jonti-Craft® portable sinks go wherever frequent hand washing is a priority—and without any plumbing required! Available in child and adult heights, these mobile sinks meet licensing requirements and give you the flexibility of moving them quickly to areas of need in educational, health, and other community settings.

- Available in a one-piece molded plastic or with a stainless steel sink insert
- Sinks are approximately 5" deep
- Faucet has water-saving aerator
- Coin-locked doors
- Sinks arrive nearly fully assembled
- Each tank provides 40-50 handwashes (when washing hands for about 20 seconds)



26" Counter

28½"W x 23½"D x 38"H

- [JON1370JC](#) Plastic Sink, Wt. 115 lbs. **\$3,114.50**
- [JON1371JC](#) Stainless Steel Sink, Wt. 118 lbs. **\$3,342.20**
- [JON1380JC](#) Plastic Sink without Heater, Wt. 112 lbs. **\$2,608.20**

38" Counter

28½"W x 23½"D x 49½"H

- [JON1372JC](#) Plastic Sink, Wt. 141 lbs. **\$3,186.00**
- [JON1373JC](#) Stainless Steel Sink, Wt. 118 lbs. **\$3,405.50**
- [JON1382JC](#) Plastic Sink without Heater, Wt. 138 lbs. **\$2,681.30**
- [JON1367JC](#) Stainless Steel Sink without Plumbing or Electrical, Wt. 118 lbs. **\$1,542.80**



Safe for cellphones, tablets, laptops & more!



KYDZ Safe

KYDZ Tuff

KYDZ Strong

UV Sanitation Cabinet

This cabinet is made of heavy gauge steel with enamel finish for strength and durability. Can be bench top or wall mounted. High power 25W UVC lamp used to kill germs. Sanitizer comes with a safety feature that will prevent the UV light from operating unless the doors are closed and latched properly. The cabinet is also de-signed to prevent any leakage of UV rays during operation and comes with a filtered viewing lens so that the user can check the operations while in use. All components used are UL approved. 26" x 29" x 10". Weight 53 lbs.

- Features:
- 6 removable shelves
 - Shelves made of 202 grade stainless steel
 - 30 minute timer
 - Not limited to goggles
- [SKFCH12040](#) **\$749.99-**



Small UV Sanitation Cabinet

This cabinet is a desktop disinfection device, offering simple operation and compact dimensions. Its application is for the UVC disinfection of small tools and objects. The device contains 2 internal UVC lamps and reflectors. The device's disinfection efficiency is up to 99%. Instruments and tools are disinfected of germs, viruses and fungi. Automatically shuts down when the cover is opened.

- Features:
- Overall dimensions 20½" x 16" x 16"
 - Interior dimensions 14" x 14" x 14"
 - Power: 20W UV
 - Wavelength: 254nm
 - Timer: maximum 30 minutes
 - 2 easy-to-clean stainless-steel racks
- [SKFCH12040S](#) **\$499.99-**



Touch-Free Faucet Adapter

2" diameter 3½"H, Wt. 1 lb.
[JON1369JC](#) **\$178.20**



Clean Hands Helper Accessory Kit

15½"W x 13"D x 3½"H, Wt. 6 lbs.
[JON1374JC](#) **\$144.50**

This is a representation of the products available. Please contact us for a complete selection and delivered pricing.



See-Thru Crib & Space Dividers

Our dividers give you optimum flexibility and value, now and in the years ahead. These portable, sturdy, and stable dividers work equally well to keep people distanced and safe in waiting rooms, lobbies, larger open areas, or in classrooms and libraries. The panels help reduce the spread of germs and airborne illnesses and help to reduce noise. The See-Thru panel makes it easy to keep an eye on people using the space and are easy to clean with soap and water.



[JON1656JC](#)

See-Thru Small Mobile Space Divider

[JON1656JC](#) 20"W x 37½"D x 62"H, Wt. 43 lbs.

\$798.50

See-Thru Crib and Space Divider

[JON1655JC](#) Large. 20"W x 63"D x 59½"H, Wt. 62 lbs.

\$1,085.20

[JON1654JC](#) Small. 20"W x 37"D x 59½"H, Wt. 40 lbs.

\$677.20

[JON1653JC](#) Quad. 126"W x 76½"D x 59½"H, Wt. 172 lbs.

\$2,951.00



[JON1653JC](#)



[JON1655JC](#)



[JON1654JC](#)

KYDZ Safe

KYDZ Tuff

KYDZ Strong



This is a representation of the products available. Please contact us for a complete selection and delivered pricing.



KYDZ Safe

KYDZ Tuff

KYDZ Strong



Living Room Set

A living room set sized just for kids! Create a comfortable area for children in dramatic play areas and reading nooks. Features durable Baltic Birch framing and comfortable cushions. Limited lifetime warranty. Weight 90 lbs.




4-Piece Set

Includes couch, chair, coffee table, and end table.

~~\$1,284.50~~

- [JON3781JC](#) Wheat
- [JON0380JC](#) Red
- [JON0381JC](#) Blue
- [JON3784JC](#) Lime

Living Room Set Color Options




Wheat



Red



Blue



Lime

Chair

19½"W x 20"D x 20"H.

~~\$403.30~~

- [JON3783JC](#) Wheat
- [JON0376JC](#) Red
- [JON3761JC](#) Blue
- [JON3786JC](#) Lime



Couch

37½"W x 20"D x 20"H.

~~\$554.00~~

- [JON3782JC](#) Wheat
- [JON0375JC](#) Red
- [JON3751JC](#) Blue
- [JON3785JC](#) Lime



Komfy Sofa and Chair feature 2" thick high-density foam cushion that provides exceptional comfort and is wrapped with extra-durable, espresso-colored fabric. The Fireplace features a faux flame that provides the ambiance of a real fireplace. The "flame" is cool to the touch, can run all day, and is secure behind a clear Plexiglas® front. Limited lifetime warranty on Komfy furniture. 1-year warranty on Storybook Fireplace.

Komfy Living Room Set & Storybook Fireplace



Kids will warm up to reading with this cozy set!

Individual Pieces

Sofa

42½"W x 19½"D x 23"H.

[JON3770JC](#) **\$824.30**

Chair

26½"W x 19½"D x 23"H.

[JON3771JC](#) **\$623.70**

Coffee Table

27"W x 12"D x 10"H.

[JON3773JC](#) **\$198.50**

End Table

17"W x 12"D x 13½"H.

[JON3774JC](#) **\$196.80**

Fireplace

42"W x 15½"D x 33"H.

[JON3776JC](#) **\$959.50**

2-Piece Set

Includes sofa and chair.

Weight 96 lbs.

[JON3772JC](#)
~~\$1,448.00~~



4-Piece Set

Includes sofa, chair, coffee table and end table.

Weight 124 lbs.


[JON3775JC](#)
~~\$1,843.30~~



This is a representation of the products available. Please contact us for a complete selection and delivered pricing.

Basic Range

Wesco Basic Range is Available in your choice of 3 Seat Heights:
 6¾" - Users up to 32" Tall
 9¾" - Users 32-46" Tall
 12½" - Users 42-56" Tall



Straight Chair

WSC54184	6¾" Seat Ht.	\$90.00
WSC54185	9¾" Seat Ht.	\$131.00
WSC54186	12½" Seat Ht.	\$236.00

2 Seater Bench

WSC54190	6¾" Seat Ht.	\$142.00
WSC54191	9¾" Seat Ht.	\$225.00
WSC54192	12½" Seat Ht.	\$420.00

Corner Armchair

WSC54187	6¾" Seat Ht.	\$192.00
WSC54188	9¾" Seat Ht.	\$249.00
WSC54189	12½" Seat Ht.	\$373.00

Round Pouffee

WSC1794	6¾" Seat Ht.	\$84.00
WSC860	9¾" Seat Ht.	\$86.00
WSC645	12½" Seat Ht.	\$190.00

Quadrant Pouffee

WSC54181	6¾" Seat Ht.	\$89.00
WSC54182	9¾" Seat Ht.	\$124.00
WSC54183	12½" Seat Ht.	\$193.00

Square Cushion

WSC54178	6¾" Seat Ht.	\$66.00
WSC54179	9¾" Seat Ht.	\$93.00
WSC54180	12½" Seat Ht.	\$135.00



Monobloc Deckchair

28¾"L x 17¾"W x 17"H

WSC44645	Monobloc Deckchair	\$140.00
WSC45217	Comfort Cushion for Monobloc Deckchair	\$66.00

Deckchair Color Options



Comfort Cushion Color Options



Flora

Provide a colorful and contemporary area for your little ones. The durable table and chairs are easy to wipe clean and can be used outside or indoors. Edges are rounded for safety Recommended for children ages 2 to 7 years.

WSC44874	Table	\$282.00	Sets: Table, 4 Stools
WSC44872	Stool, 10¼"H	\$76.00	WSC45133 10¼"H \$586.00
WSC44873	Stool, 12¼"H	\$79.00	WSC45132 12¼"H \$598.00

Set Color Options

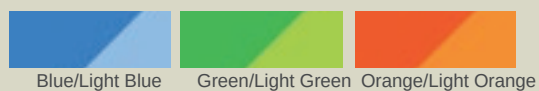


Table Color Options



Stool Color Options



Sofa Kit

1 sofa, 1 armchair, 1 pouffe.

WSC65105 6¾" Seat Ht.	\$507.00
WSC65109 9¾" Seat Ht.	\$725.00
WSC65111 12½" Seat Ht.	\$976.00

Corner Sofa Kit

1 armchair with armrest on the right, 1 armchair with armrest on the left, 1 corner armchair, 1 pouffe.

WSC65118 6¾" Seat Ht.	\$648.00
WSC65120 9¾" Seat Ht.	\$1,050.00
WSC65121 12½" Seat Ht.	\$1,147.00

Large Corner Sofa Kit

1 armchair with armrest on the left, 2 chairs, 1 corner armchair, 1 pouffe.

WSC65122 6¾" Seat Ht.	\$679.00
WSC65129 9¾" Seat Ht.	\$1,106.00
WSC65132 12½" Seat Ht.	\$1,169.00

Large Sofa Kit

1 armchair with armrest on the right, 1 armchair with armrest on the left, 2 pouffes.

WSC65112 6¾" Seat Ht.	\$562.00
WSC65113 9¾" Seat Ht.	\$832.00
WSC65116 12½" Seat Ht.	\$922.00



Club



Large Corner Sofa Kit



Corner Sofa Kit



Large Sofa Kit



Sofa Kit



Light Blue/Ivory



Light Green/Ivory



Light Orange/Ivory

Tic Tac Range



Comfort and strength with no risk of injury. The Tic Tac Collection is made entirely of foam and covered in vinyl. The high-density foam inside does not sag over time. Easy to clean: the vinyl cover can be cleaned with a soft cloth or sponge and cold soapy water.

WSC49673 Low Chair, 19¾"L x 17"W x 18½"H	\$202.00
WSC49674 Footrest, 17"L x 15¾"W x 7¾"H	\$150.00
WSC66730 Lounge Set: (2) Chairs + (1) Footrest	\$554.00
WSC66729 Chair Set: (3) Chairs	\$606.00



Blue/Light Blue



Green/Light Green



Orange/Light Orange



Kia Rocking Chair

You can transform your reading and traditional reception area into a fun and relaxing space. Ergonomic, it has a completely safe rocking motion. For children 36"-46" tall. Seat Height: 10¾". 18"L x 14½"W x 18½"H

[WSC54872](#) ~~\$361.00~~




Light Blue/Ivory



Light Green/Ivory



Light Orange/Ivory



White

Read-A-Round 3 Piece Set

Jonti-Craft®

KYDZ Safe **KYDZ Tuff**
KYDZ Strong **TRU Edge**



[JON3777JJC](#)



[JON37560JC](#)



[JON37440JC2](#)



[JON3760JC](#)

Provide youngsters with a comfortable nook to expand their reading proficiency while building their social skills. Includes a double-sided couch with slots for ample book storage and two semi-circle benches to form a beautiful and practical literacy center. Seat height is 11". Six Tubs and four Cubbie- Trays included for storing literacy items and toys. Comfortable wheat-colored cushions provide a natural look and are great for Montessori spaces. Overall Dimensions: 23½"H x 79"W x 36"D.

	Wheat	Red	Blue	Lime	
3-Piece Set	JON37770JC	JON37660JC	JON37680JC	JON37890JC	\$2,374.90
Individual Components of 3-Piece Set					
Couch	JON37430JC	JON37560JC	JON37580JC	JON37870JC	\$1,281.50
Semi-Circle	JON37440JC	JON3759JC	JON3760JC	JON37880JC	\$546.70
Island (2 Semi)	JON37440JC2	JON3759JC2	JON3760JC2	JON37888JC2	\$1,093.40

Jonti-Craft® Purpose+ Tables



Tables perfect for play, learning, art, and more! These tables feature adjustable legs with leveler glides making them just the right height for any early learning age. The Maple laminate tops with Maple TRUEdge® create a seamless, natural look while providing durability. Add to your dramatic play area to create a place for children to "dine". Adjustable height 14"-24"H

Square		
JON6253JCP251	24"W x 24"D	\$351.80
JON6251JCP251	48"W x 48"D	\$569.80
Rectangle		
JON6254JCP251	30"W x 24"D	\$372.20
JON6255JCP251	36"W x 24"D	\$430.40
JON6256JCP251	48"W x 24"D	\$459.60
JON6257JCP251	48"W x 30"D	\$495.60
JON6258JCP251	60"W x 30"D	\$573.60
JON6259JCP251	72"W x 30"D	\$625.80
Round		
JON6260JCP251	30" Diameter	\$392.40
JON6262JCP251	36" Diameter	\$471.40
JON6263JCP251	42" Diameter	\$510.00
JON6264JCP251	48" Diameter	\$564.40
Trapezoid		
JON6247JCP251	45"W x 21"D	\$446.80
JON6248JCP251	48"W x 24"D	\$449.40
JON6249JCP251	60"W x 30"D	\$546.80
JON6266JCP251	Four Leaf, 48"W x 48"D	\$535.60
JON6267JCP251	Six Leaf, 60"W x 57½"D	\$748.40
JON6268JCP251	Kidney, 72"W x 48"D	\$736.00
JON6269JCP251	Horseshoe, 66"W x 60"D	\$850.20
JON6246JCP251	Octagon, 48"W x 48"D	\$553.00

Jonti-Craft® KYDZ Ladderback Chairs

Encourage good posture with these solid Ladderback chairs. Rails are properly spaced for child safety. Durable plastic glides won't rust or snag carpets. Six seat heights available. Made with solid hardwood construction and natural, environmentally friendly finish. Can be ordered in singles or pairs.

JON5908JC	8" Seat Ht.	\$136.60
JON5910JC	10" Seat Ht.	\$144.20
JON5912JC	12" Seat Ht.	\$153.60
JON5914JC	14" Seat Ht.	\$167.40
JON5916JC	16" Seat Ht.	\$211.80
JON5918JC	18" Seat Ht.	\$233.60

This is a representation of the products available. Please contact us for a complete selection and delivered pricing.



A USA Company



Stackable Toddler Cots

The stackable cot is available in two sizes especially designed for toddlers. These cots are stackable, allowing convenient storage when not in use. In a vibrant blue color, they are ideal for classrooms or daycare centers. These rest cots elevate children 7" off the floor, ensuring a cool, clean, and stable environment during nap time. Crafted with powder-coated steel poles, sturdy plastic corners, and heavy-duty, stretch-resistant breathable fabric, these rest cots are engineered for daily use in early childhood facilities, ensuring longevity. Features rounded edges for added safety; mesh fits tightly to the frame to help keep little fingers and toes protected. These cots are easily accessible for teachers and can be stored vertically to save valuable space in educational classrooms. They can be nested for convenient storage and safely stacked up to 20 cots high. Cots are CPSIA compliant for PVC and Phthalates. Ages 6+; Grades 1+


KD-KC-4311 40" x 23" x 7" **\$54.99**
KD-KC-5311 52" x 23" x 7" **\$59.99**



Anti-microbial and anti-fungal added to the plastic and fabric to allow for easy clean up.



Alternative Seating Formats for daycares, classrooms, libraries and more!



Floor Wobbler® Sitting Disc

Unique disc allows children to sit comfortably on the floor and remain active in one spot, providing an outlet for children with high energy as well as sensory seating for ADD, ADHD or Autism. Gently-rounded base has a patented anti-tip ring to prevent tip-overs. A generous amount of space around the rim prevents hand pinches. Max weight 250 lbs. Lifetime warranty. 19" diameter, 2.6" sitting height, tip-overs. A generous amount of space around the rim prevents hand pinches.

\$52.99

KD-4200 Red
KD-4201 Blue
KD-4204 Navy
KD-4205 Black



Set of 4
in single
color

Children's Scoop Rocker Set

Ideal for classrooms, creating an enjoyable alternative seating choice for children during activities like reading, playing video games, and watching TV. Suitable for both indoor and outdoor use, they are stackable and exceptionally easy to wipe clean. Dimensions: 21.3"L x 15"W x 13"H (for each chair). Weight Capacity: 50 lbs. Crafted from non-toxic, BPA- and phthalate-free plastic, ensuring absolute safety for little ones. Ages 3+

\$69.99

KD-FR-042100 Red
KD-FR-042101 Blue
KD-FR-042102 Green
KD-FR-042103 Yellow



Mobile Cubbies

Organization at its best!
Units are caster mounted.
Limited lifetime warranty.



20 Tray

48"W x 15"D x 29½"H.
[JON0420JC](#) Without trays. Wt. 105 lbs. ~~\$712.70~~
[JON0421JC](#) With colored trays. Wt. 121 lbs. ~~\$898.70~~
[JON04210JC](#) With clear trays. Wt. 121 lbs. ~~\$898.70~~

25 Tray

48"W x 15"D x 35½"H.
[JON0425JC](#) Without trays. Wt. 125 lbs. ~~\$813.30~~
[JON0426JC](#) With colored trays. Wt. 145 lbs. ~~\$1,045.80~~
[JON04260JC](#) With clear trays. Wt. 145 lbs. ~~\$1,045.80~~

30 Tray

57½"W x 15"D x 35½"H.
[JON0430JC](#) Without trays. Wt. 145 lbs. ~~\$993.80~~
[JON0431JC](#) With colored trays. Wt. 169 lbs. ~~\$1,262.80~~
[JON04310JC](#) With clear trays. Wt. 169 lbs. ~~\$1,262.80~~



Closed

Storage Cabinet

Get maximum storage and security for any learning environment with these lockable cabinets. One fixed center shelf and two shelves that adjust in 1¼" increments make it easy to customize your storage. All shelves span the width of the unit and the center shelf features a magnetic catch. Full-length KYDZHinges® mean no pinched fingers and super-durable doors. Lock-n-key included.
[JON5950JC](#) ~~\$1,581.20~~



Mobile Backpack Cart

With 34 double-hooks (68 hooks total) that are optimally spaced, this mobile backpack cart can support just about any class size! Fits easily through standard-width doorways and top storage includes 6 clear cubbie-trays. Heavy-duty, locking casters for mobility. Some assembly required. 55"W x 26½"D x 48"H. Weight 102 lbs.

[JON39480JC](#)

~~\$1,002.70~~



5-Section Locker

Store coats, jackets, bookbags, boots, and lunch boxes with this classic locker. Two double coat hooks in each section as well as a cubbie opening on the top for lunch boxes and one on the bottom for boots.

[JON2681JC](#)

50½"H x 48"W x 15"D

~~\$845.30~~



Market Stand

This versatile unit can be used as a farmers market, a grocery stand, or a lemonade stand – it's the perfect addition to any early learning space. Five included Cubbie-Trays are mounted at an angle and three Write-n-Wipe rails allow kids to name their store, announce specials, or display prices. It also features a brightly colored fabric canopy and multiple shelves in the back for storage. Counter height is 26" from the floor. Overall Dimensions: 50½"H x 29½"W x 18"D.

JON2450JC

\$790.20

Laundry Center

No need to go to the laundromat, with the Laundry Center kids get their own washer and dryer all in one. Side opening doors with KYDZHinges® prevent fingers from getting pinched while magnetic catches help keep doors closed. Provides realistic play with wooden turn-button controls and printed "buttons" on the control panel. 23½"H x 30"W x 15"D.

JON2415JC

\$554.70



Dress Up Center with Bins

Keep costumes organized and handy with this mobile unit. The included six clear Tubs and one clear Jumbo Tote with lid make it easy to store smaller accessories. Eight double coat hooks mean plenty of room for hanging a wide variety of costumes and dress-up items. Includes side-mounted, distortion-free acrylic mirror. 37½"H x 48"W x 23"D.

JON0926JC

\$867.50



Culinary Creations Play Kitchen



Encourage kids to explore their culinary skills with this kitchen. The durability and playability make it perfect for pretending to whip up a delicious meal or washing dishes. Magnetic catches help keep doors closed while chrome-looking handles and faucet provide a high-end aesthetic. Provides realistic play with wooden turn-button controls, "ice-maker", and four stove "burners". Counter is 23½" high.

JON2411JC

4 Appliance Set

\$1,777.80

JON2412JC

3 Appliance Set (Sink, Stove, Refrigerator)

\$1,326.00

JON2411SA

School Age - 4 Appliance Set.

Counter Height is 28½"H

\$1,997.40

Chef's Kitchen

A stove, sink, cupboard, and microwave combined into an attractive kitchen center – perfect for the budding chef. Features like the four "burner" stove, wooden turn-button controls, and button display on the microwave makes for realistic play. Counter is 23½" high. Overall Dimensions: 35"H x 30"W x 15"D.

JON2404JC

\$923.30

Appliances also sold individually. Contact us for details!



Magnetic Dry Erase Wall Easel

This space saving easel can be mounted on the wall using the included hardware. Features a 100' paper roll. Great alternative to free standing easels when space is limited.

FLP17401 with Paper Roll.

37½"H x 24½"W x 6"D
\$144.03

FLP17301 without Paper Roll.

25¼"H x 24"W x 5"D
\$107.25



Table Top Easel

Designed for table top use, this framed wooden easel features a white dry erase surface on one side, and a green chalk-board on the reverse. Large center tray provides useful storage space. 18.5" x 18".

FLP17306 Magnetic Dry Erase/Chalkboard **\$99.84**

FLP17305 Dry Erase/Chalkboard **\$78.21**



Adjustable Paper Roll Easel

This multi-functional easel has a dry erase board on one side and a chalkboard on the reverse. Includes an 18" x 100' roll of craft paper and two rugged plastic trays. Finger friendly leg brackets hold easel open and collapse flat for quick storage. Boards are adjustable in two heights. 48"H x 24"W.

FLP17325 **\$129.79**



Paper Roll Easel

Features sturdy hinged legs and an extra storage tray in the center. Comes with a white dry erase board on one side and a black alphabetic chalkboard on the reverse, as well as a 15" x 100' paper roll on the top. Two rugged plastic trays are large enough to hold paint cups and art supplies. Folds flat for storage. 44"H x 19"W.

FLP17315 **\$101.50**

See-Thru Sensory Table

Provide ultimate splash control and sensory learning with this clear, tough, 9" deep acrylic tub. Great for teaching lessons such as floating versus sinking. Bottom drain valve makes clean up a snap. Matching see-thru acrylic activity cover included. 37½"W x 23"D. **\$785.70**

JON2871JC 24" Height

JON2872JC 19½" Height



Sensory Table

Help kids explore their senses with this classic table. Features a 6" deep plastic tub for holding a variety of materials.

\$599.00

JON0285JC 24½" Height

JON0286JC 20" Height



See-Thru Mini Sensory Table

This clear sensory table provides an interesting perspective on sensory play. The small footprint is great for small spaces. Great for teaching lessons such as floating versus sinking. Bottom drain valve makes clean up a snap. Cover includes Lego® compatible plate so this item can pull double-duty as a play table. 24½"H x 20½"W x 20½"D.

JON2870JC

\$598.30



Homework Station with Paper Trays

One central location for homework. Twenty paper-trays and vertical slots for folders. 35½"H x 48"W x 15"D.

[JON78240JC](#)

\$1,180.50



Stacking Beveled Crate

Organize toys and smaller items while keeping them within easy reach. Two storage crates side by side, each with a large opening and beveled front lip. Maximize your storage space and stack multiple units using the included hardware. Wall fastening required. Rubber feet included. 17.5"H x 35"W x 19"D.

[JON3957JC](#)

\$441.00



Ridgetop Storage

Looking for a great storage option for a Montessori space? This stationary storage unit features cut out side openings to allow children to easily see and pick items off the shelves. Two adjustable shelves. The top features a raised back and sides, designed to help contain items and prevent them from falling on the floor. The top and each of the shelves also have metal stiffeners attached to prevent bowing and add strength.

[JON1180JC](#)

Open View (No Back)

\$714.80

[JON1181JCPW](#)

Sideline View

\$758.00



Adjustable Building Table

Building tables encourage creativity, problem solving, persistence, and help teach planning skills. This table features one 20" x 20" traditional brick compatible base plate. This plate is permanently mounted to a tan laminate tabletop that is wrapped with black TRUEdge®. The adjustable black legs make it easy to raise and lower the table.

\$350.80 Each

[JON5718JCA](#)

Traditional Brick Compatible - Adjusts 24-31"H

[JON5718JCE](#)

Traditional Brick Compatible - Adjusts 15-24"H

[JON5719JCE](#)

Preschool Brick Compatible - Adjusts 15-24"H



Activity Table with Bins

Large 32"W x 43"L play surface provides ample play space. Includes six See-n-Wheel storage bins (three on each side) for convenient storage of large toys. One and a half inch lip around the outside edge keeps parts on the table and off the floor. Table top is 16" high.

[JON5752JC](#)

\$1,362.30



Deluxe Building Table

This table features one 20" x 20" base that is permanently mounted to tabletop. Side rails keep bricks from falling off the table while the handy built-in storage on each end easily stores loose bricks. The removable cover allows the table to be used for other activities and stores below tabletop when not in use. Includes three Clear Tubs with Lids. 19½"H x 35"W x 24"D.

\$694.20 Each

[JON5726JC](#)

Traditional Brick Compatible

[JON5727JC](#)

Preschool Brick Compatible

- 100% Premium WearOn® Nylon
- StainSmart® lifetime protection
- Impervion® antimicrobial protection
- SoftFlex® Backing
- Certified Green Label Plus
- Class I Flammability Rating
- Lifetime limited wear warranty
- Lifetime antistatic protection
- Worry-free edge warranty
- Crafted with pride in the USA



Joy Carpets & Co.



All Around™ Rug

Start school on the right foot with a classroom designed for learning and comfort. All Around™ color-coordinates with our complete line of educational rugs. Offered in multiple sizes, shapes, and colors to fit any early childhood space, this simple yet inviting rug is certain to create a welcoming, attractive environment where children are motivated to explore, create, and learn.

JC-1898C	5'4" x 7'8" Rectangle	\$249.99
JC-1898D	7'8" x 10'9" Rectangle	\$449.99
JC-1898G	10'9" x 13'2" Rectangle	\$859.99
JC-1898CC	5'4" x 7'8" Oval	\$249.99
JC-1898DD	7'8" x 10'9" Oval	\$449.99
JC-1898GG	10'9" x 13'2" Oval	\$859.99
JC-1898H	5'4" Round	\$184.99
JC-1898E	7'7" Round	\$469.99
JC-1898XE	13'2" Round	\$949.99

All Around™ Color Options



Blue (01)




Green (02)



Orange (03)



Purple (04)



Red (05)



Teal (06)



StainSmart®

StainSmart® triple-action protectant

- Repel – Hydrophobic chemistry keeps spills from penetrating beyond the carpet surface
- Resist – Blocks dye sites of fiber preventing stains from bonding
- Release – Antistatic technology reduces attraction of debris to fiber

Impervion® antimicrobial technology

- Resists growth of bacteria, mold, mildew
- Prevents discoloration and degradation of carpet
- Controls odors before they start



Impervion®
antimicrobial technology



Colorful Learning™ Rug

Colorful Learning™ boldly displays the uppercase alphabet while large sitting squares provide ample space for classroom organization. Begin discussions about color, shapes, and counting with the icons in each of the four corners.

JC-2066C	5'4" x 7'8" Rectangle	\$249.99
JC-2066D	7'8" x 10'9" Rectangle	\$449.99
JC-2066G	10'9" x 13'2" Rectangle	\$859.99



Campfire Fun™ Rug

Bring the outdoors in and gather 'round the campfire for an afternoon of sharing, storytelling and group activities. Create a dramatic play center and "cook up" pretend smores for an easy camping theme that is certain to delight children and adults alike.

JC-2015C	5'4" x 7'8" Rectangle	\$249.99
JC-2015D	7'8" x 10'9" Rectangle	\$449.99
JC-2015G	10'9" x 13'2" Rectangle	\$859.99



Edurance™ Color Options



Burgundy (01)



Forest (02)



Midnight Sky (03)



Glacier Blue (04)



Mint (05)



Royal Blue (06)



Red (07)



Purple (08)



Taupe (09)



Brown (10)



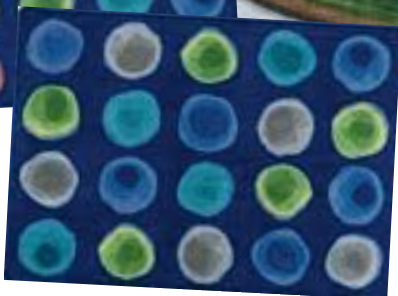
Sage (11)



Silver (12)



Primary (01)



Marine (02)

Watercolor Spots™ Rug

Watercolor Spots™ utilizes dramatic watercolor blooms organized in rows to create an unexpected interpretation of the classic organizational rug. Children will be drawn to the bright, blended layers of color and will be eager to spend time sitting, learning and playing on this colorful classroom carpet.

JC-2143C 5'4" x 7'8" (20 spots) Rectangle **\$249.99**

JC-2143D 7'8" x 10'9" (30 spots) Rectangle **\$449.99**

JC-2143G 10'9" x 13'2" (30 spots) Rectangle **\$859.99**



Feeling Natural™ Rug

Surround children with the natural textures and comforting colors of nature. Feeling Natural™ evokes a sense of freshness and freedom of the outdoors. Available in various sizes and colors, this uniquely designed and functional rug will engage children and enhance their interior environment.

JC-1972H	5'4" Round	\$184.99
JC-1972E	7'7" Round	\$469.99
JC-1972KLE	13'2" Round	\$949.99



Endurance™ Rug

Brighten up your room with the beautiful colors and inviting, soft texture of Endurance™. Made with 100% solution dyed polyester, this soft and inviting area rug resists soil, stains, bleach, and has antimicrobial protection.


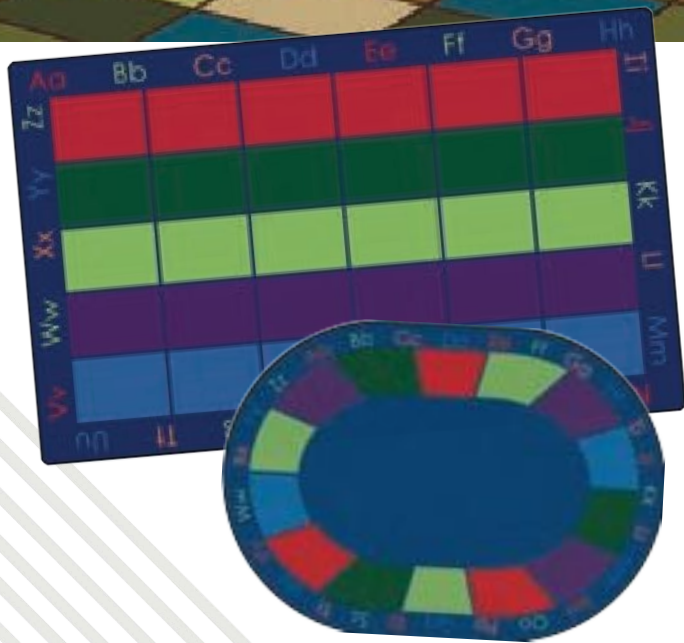
JC-80N	4' x 6' Rectangle	\$69.99
JC-80Q	6' x 9' Rectangle	\$139.99
JC-80R	6' x 12' Rectangle	\$184.99
JC-80S	7'6" x 12' Rectangle	\$239.99
JC-80U	12' x 15' Rectangle	\$459.99
JC-80V	12' x 18' Rectangle	\$554.99
JC-80QQ	6' x 9' Oval	\$139.99
JC-80SS	7'6" x 12' Oval	\$239.99
JC-80P	6' x 6' Square	\$99.99
JC-80T	12' x 12' Square	\$369.99
JC-80PR	6' Round	\$99.99
JC-80SR	7'6" Round	\$239.99
JC-80TR	12' Round	\$369.99

This is a representation of the products available. Please contact us for a complete selection and delivered pricing.

Premium Collection



- 20X Stain Protection™ True Stain Blocker Technology makes clean ups a cinch.
- KIDply® Backing system features a revolutionary patented technology that assures your rug looks better longer with dimensional stability.
- Lifetime Limited Abrasive Wear Warranty assures your rug can handle the wear and tear of your space.
- No Fault Edge Warranty™. We will replace the edging on your rugs no matter how long they have been in the classroom. Just pay shipping one way.
- BEST Service with our Quick Ship Program. Your carpet ships in 1-2 business days!
- 100% Made in the U.S.A.
- Unmatched Color and Design. Our unique and wide variety of designs along with our bright and vivid colors is what sets us apart.
- Meets NFPA 253, Class I fire code rating.



Colorful Rows Seating Rug

Need to accommodate 25-36 kids in your classroom? We have the solution with 3 seating options to handle your classroom organization needs. Bright colors and large spaces make it a perfect fit for any age or grade level.

- CAR4025** 6' x 9' Rectangle. Seat size 21" x 13½", seats 25 **\$309.95**
- CAR4012** 7'6" x 12' Rectangle. Seat size 23" x 18", seats 30 **\$429.95**
- CAR4034** 8'4" x 13'4" Rectangle. Seat size 25½" x 19", seats 30 **\$489.95**
- CAR4634** 8'4" x 13'4" Rectangle. Seat size 25½" x 15", seats 36 **\$489.95**

Colorful Places Seating Rug

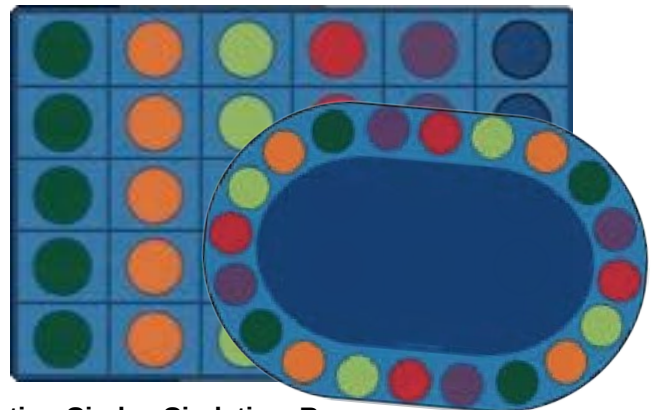
These simple, colorful rugs are great for classroom organization. Each colored space makes a perfect place for children to sit on and have plenty of wiggle room, all while being surrounded by a literacy border.

Primary Colors

- CAR8600** 6' x 9' Rectangle. Seat size 12" x 19½", seats 25 **\$309.95**
- CAR8612** 7'6" x 12' Rectangle. Seat size 14" x 20", seats 30 **\$429.95**
- CAR8634** 8'4" x 13'4" Rectangle. Seat size 15" x 23", seats 30 **\$489.95**
- CAR8616** 8'3" x 11'8" Oval **\$469.95**

Nature's Colors

- CAR18116** 6' x 9' Rectangle. Seat size 12" x 19½", seats 25 **\$309.95**
- CAR18112** 7'6" x 12' Rectangle. Seat size 14" x 20", seats 30 **\$429.95**
- CAR18134** 8'4" x 13'4" Rectangle. Seat size 15" x 23", seats 30 **\$489.95**



Seating Circles Circlertime Rug

Rows of primary-colored circles create a fun place for kids of all ages to sit and learn!

- CAR4216** 6' x 9' Rectangle. Seat size 14" x 17", seats 30 **\$309.95**
- CAR4212** 7'6" x 12' Rectangle. Seat size 17" x 22" seats 30 **\$429.95**
- CAR4218** 8' x 12' Rectangle. Seat size 18" x 23", seats 30 **\$459.95**
- CAR4220** 10' x 13'6" Rectangle. Seat size 27" x 21", seats 36 **\$595.95**
- CAR4206** 6'9" x 9'5" Oval **\$329.95**
- CAR4208** 8' x 12' Oval **\$459.95**




Pile



Corner



KIDply



Backing



Bilingual Paint by Numero

Paint the town "rojo" with this fun bilingual rug! Kids will learn colors in both English and Spanish, while practicing their alphanumeric skills.

CAR5395	6'9" x 9'5" Oval	\$329.95
CAR5316	8'3" x 11'8" Oval	\$469.95



Sunny Day Learn & Play Rug

This exciting alphanumeric rug provides a colorful Circletime theme for all activities.

CAR8401	4'5" x 5'10" Rectangle	\$175.95
CAR9409	5'10" x 8'4" Rectangle	\$299.95
CAR8412	8'4" x 11'8" Rectangle	\$469.95
CAR9445	4'5" x 5'10" Oval	\$175.95
CAR9495	6'9" x 9'5" Oval	\$329.95
CAR8416	8'3" x 11'8" Oval	\$469.95



Reading by the Book Squares
Set of 26
[CAR2626](#) **\$145.95**

Reading by the Book Seating Rug

This area rug was designed specifically for library and schoolroom reading or seating areas

CAR2600	5'10" x 8'4" Rectangle. Seat size 14" x 16", seats 30	\$299.95
CAR2607	7'6" x 12' Rectangle. Seat size 17" x 23", seats 30	\$429.95
CAR2613	8'4" x 13'4" Rectangle. Seat size 19" x 26", seats 30	\$489.95
CAR2695	6'9" x 9'5" Oval	\$329.95
CAR2616	8'3" x 11'8" Oval	\$469.95
CAR2634	6'8" x 13'4" Semi-Circle	\$449.95

Premium Collection

- 20X Stain Protection™ True Stain Blocker Technology makes clean ups a cinch.
- KIDply® Backing system features a revolutionary patented technology that assures your rug looks better longer with dimensional stability.
- Lifetime Limited Abrasive Wear Warranty assures your rug can handle the wear and tear of your space.
- No Fault Edge Warranty™. We will replace the edging on your rugs no matter how long they have been in the classroom. Just pay shipping one way.
- BEST Service with our Quick Ship Program. Your carpet ships in 1-2 business days!
- 100% Made in the U.S.A.
- Unmatched Color and Design. Our unique and wide variety of designs along with our bright and vivid colors is what sets us apart.
- Meets NFPA 253, Class I fire code rating.



Give the Planet a Hug™ Rug

This cute and colorful rug provides a fantastic new way to encourage children to be good stewards of our planet. Teaching kids to be kind to the environment, treat plants and animals with care, and to keep the earth green, will be easier with this adorable rug.

- CAR4413** 3'10" x 5'5" Rectangle **\$149.95**
- CAR4415** 6' x 9' Rectangle **\$309.95**
- CAR4417** 8' x 12' Rectangle **\$459.95**

Discover America Carpet

Memorable state icons help children learn about their country on this beautiful map of the USA.

- CAR1401** 4'5" x 5'10" Rectangle **\$175.95**
- CAR1400** 5'10" x 8'4" Rectangle **\$299.95**
- CAR1412** 8'4" x 11'8" Rectangle **\$469.95**




KIDSoft Collection™

- Plush Premium Collection provides the greatest comfort and best value in kids' carpets and area rugs.
- 20X Stain Protection™ True Stain Blocker Technology makes clean up a cinch.
- KIDply® Backing system features a revolutionary patented technology that assures your rug looks better longer with dimensional stability.
- Lifetime Limited Abrasive Wear Warranty assures your rug can handle the wear and tear of your space.
- No Fault Edge Warranty™. We will replace the edging on your rugs no matter how long they have been in the classroom. Just pay shipping one way.
- 100% Made in the U.S.A.
- Meets NFPA 253, Class I fire code rating.



Nature's Colors



Carpet Squares

Set of 26. ~~\$189.95~~ Set

- CAR3826** Primary Colors
- CAR12614** Nature's Colors

KIDSoft™ Toddler Alphabet Blocks Rug

It's never too early to start learning your A to Z's. This decorative rug, in both primary and natural colors, provides a perfect, cozy space for playing, toddling, and learning.

- | | Primary Colors | Nature's Colors | |
|--------------------|----------------|-----------------|-----------------|
| 4' x 6' Rectangle | CAR3801 | CAR11724 | \$159.95 |
| 6' x 9' Rectangle | CAR3800 | CAR11726 | \$309.95 |
| 8' x 12' Rectangle | CAR3802 | CAR11728 | \$459.95 |

Solid Color Carpet Collections

Choices in solid color carpet bases is important. We offer a robust line of solid color collections in good, better, best pricing models to provide you with the right carpet for your budget. All of our collections feature unmatched color depth and stain protection. As well as easy cleaning and care routines outlined by collection.

- KIDply® Backing system
- No Fault Edge Warranty™
- 100% Made in the U.S.A.

Mt. St. Helens Color Options



Marine Blue (407)



Blueberry (405)



Emerald (306)



Cranberry (810)



Sahara (108)



Mocha (703)

Mt. St. Helens Solids Carpet Collection

- 10-year Limited Abrasive Wear Warranty
- 100% Cleartouch PET Polyester Yarn Type - 25 oz. weight
- Soil Release
- Passes CPSC FF1-70 Standard for the surface flammability of carpets and rugs

<u>CAR2146</u>	4' x 6' Rectangle	\$82.95	<u>CAR2169</u>	6' x 9' Oval	\$159.95
<u>CAR2100</u>	6' x 9' Rectangle	\$159.95	<u>CAR2176</u>	7'6" x 12' Oval	\$239.95
<u>CAR2170</u>	7'6" x 12' Rectangle	\$239.95	<u>CAR2183</u>	8'3" x 11'8" Oval	\$249.95
<u>CAR2112</u>	8'4" x 12' Rectangle	\$249.95	<u>CAR31001</u>	6' Round	\$149.95

KIDply® Soft Solids Color Options



Denim (4000)



Midnight Blue (4010)



Grass Green (3010)



Red Velvet (8010)



Brown Sugar (7010)



Lilac (9000)

KIDplush™ Solids Color Options



Deep Sea Blue (483)



Pacific Blue (433)



Limeaid (333)



Sunset Sand (750)



KIDplush™ Solids Carpet

- 15-year Limited Abrasive Wear Warranty
- True Stain Blocker Technology
- Meets NFPA 253, Class I fire code rating.

<u>CAR8146</u>	4' x 6' Rectangle	\$99.95
<u>CAR8100</u>	6' x 9' Rectangle	\$199.95
<u>CAR8176</u>	7'6" x 12' Rectangle	\$289.95
<u>CAR8112</u>	8'4" x 12' Rectangle	\$299.95


KIDply® Soft Solids Carpet

- Lifetime Limited Abrasive Wear Warranty
- True Stain Blocker Technology
- Meets NFPA 253, Class I fire code rating.

<u>CAR5146</u>	4' x 6' Rectangle	\$119.95
<u>CAR5100</u>	6' x 9' Rectangle	\$229.95
<u>CAR5176</u>	7'6" x 12' Rectangle	\$329.95
<u>CAR5112</u>	8'4" x 12' Rectangle	\$339.95

- 25X Stain Protection™. True Stain Blocker Technology makes clean ups a cinch.
- KIDply® Backing system features a revolutionary patented technology that assures your rug looks better longer with dimensional stability.
- 8-year Limited Abrasive Wear Warranty assures your rugs can handle the wear and tear of your classroom.
- No Fault Edge Warranty™. We will replace the edging on your rugs no matter how long they have been in the classroom. Just pay shipping one way.
- BEST Service with our Quick Ship Program. Your carpet is ready to ship in 1-2 business days!
- 100% Made in the U.S.A.
- Meets NFPA 253, Class I fire code rating.

KID\$ValuePLUS™



Kits on the Go!

	16" Rounds	16" Squares	
Set of 12	<u>CAR9120</u>	<u>CAR9122</u>	\$89.95
Set of 24	<u>CAR9240</u>	<u>CAR9242</u>	\$169.95

This is a representation of the products available. Please contact us for a complete selection and delivered pricing.



Tone-on-Tone Double Border Rug


Tone on tone rug features a double border design. Highly durable construction provides the strength you need to withstand the rigors of harsh classroom environments for long-lasting use. Perfect for classroom, common area, administrative space, and more.

Size	Light Blue	Dark Blue	Red	Grey	Clover	Chocolate	
6' x 8'4"	FC-FE422-32A	FC-FE423-32A	FC-FE424-32A	FC-FE425-32A	FC-FE426-32A	FC-FE427-32A	\$305.99
7'6" x 12"	FC-FE422-44A	FC-FE423-44A	FC-FE424-44A	FC-FE425-44A	FC-FE426-44A	FC-FE427-44A	\$422.99

Hash Tag™ Tone-on-Tone Textures™ Rug

Adds subtle depth and visible texture to accent carpets in any classroom, common area or administrative space.

	6' x 8'4"	7'6" x 12"	10'6" x 13'2"
Lime	FC-FE383-32A	FC-FE383-44A	FC-FE383-58A
Blue	FC-FE384-32A	FC-FE384-44A	FC-FE384-58A
Orange	FC-FE386-32A	FC-FE386-44A	FC-FE386-58A
Chocolate	FC-FE387-32A	FC-FE387-44A	FC-FE387-58A
Cherry	FC-FE385-32A	FC-FE385-44A	FC-FE385-58A
Almond	FC-FE392-32A	FC-FE392-44A	FC-FE392-58A



All Over Weave Rug

What better way to warm a classroom, or office space than with texture and color. This design adds both. The classic weave pattern is a printed woven design on cut pile carpet and is versatile enough for any classroom environment. The All-Over Weave Collection offers quality plush rugs, available in 3 different calming shades.

Size	Green	Blue	Tan	
5'10" x 8'4"	FC-FE153-32A	FC-FE154-32A	FC-FE155-32A	\$305.99
7'6" x 12"	FC-FE153-44A	FC-FE154-44A	FC-FE155-44A	\$422.99
10'6" x 13'2"	FC-FE153-58A	FC-FE154-58A	FC-FE155-58A	\$634.99



Round Low Angle Round Corner Angle Serge Angle

Manufacturer Index



91-94



12-13, 40-41



17



32-33, 71-73



6-7



43-47



95



Flipside Products, Inc.

76, 87



74-75



33-35, 52-53, 58-59, 62-63



42, 60-61



30-31



1, 11, 36-37, 77-79, 80, 83, 85-88



89-90



22



50-51



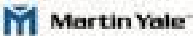
18-21, 59, 84



66



2-4, 9, 15-16, 26-27, 38-39, 49, 64-65, 67



66



14, 33, 74



8, 23, 28-29, 33, 48, 54-57



68-70



78



5, 10, 24-25



81-82



Portable Room Dividers & Artwork Displays

See Pages 68-70





NEXTGEN

FURNITURE, INC

715 Twining Road, Suite 109 • Dresher, PA 19025
(215) 259-5300 Extension 102
Email: info@nextgenfurn.com

www.nextgenfurniture.com



Euroflex
Collaborative
Combo Desk
See Page 24



HamiltonBuhl®
On-Air!
Podcast Kit
See Page 30

Cozy Space
See Page 73



2 Student Team Table
See Page 13

Note:

This catalog presents a selection of the classroom furnishings, office furniture, and educational technologies we can provide. Many of these items are not shown on www.nextgenfurniture.com. If there is anything you need which you do not see here, please contact us at (215) 259-5300, Ext. 102, or email us at info@nextgenfurn.com. We look forward to helping you find solutions for all your classroom needs.