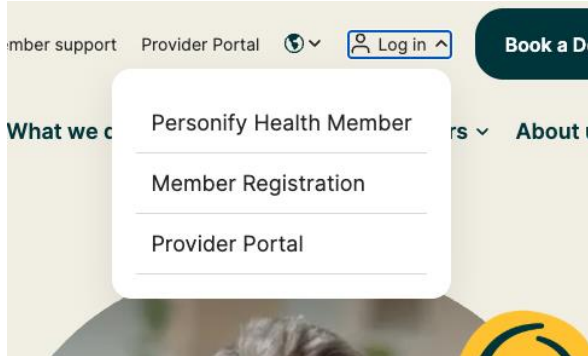


## How to access Personify Health

All new employees need to go to [www.personifyhealth.com](http://www.personifyhealth.com).



New employees need to click the Member Registration button after clicking on Log In.

When the system asks what organization type “Ascend to Wholeness” now download the app on your phone and log in using the same credentials.

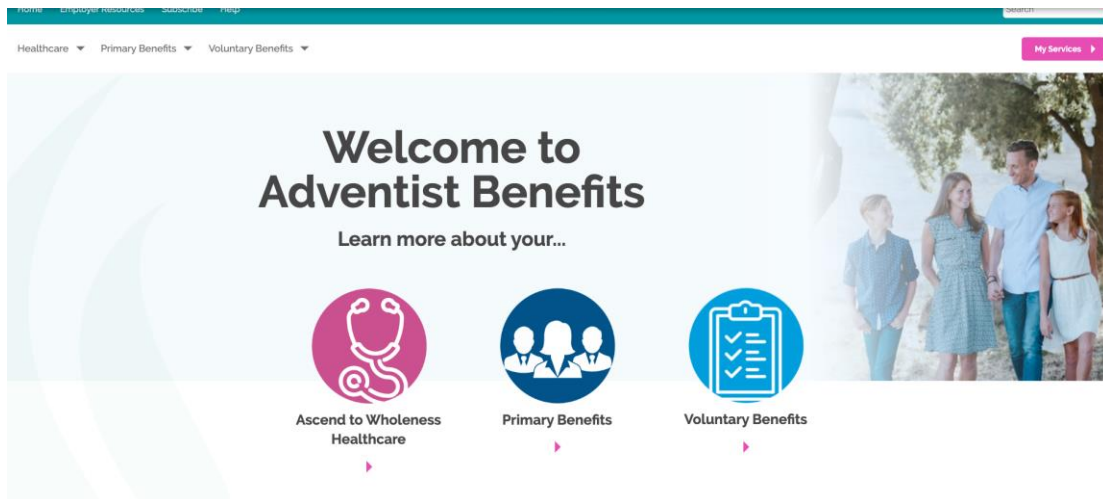
**Employee ID number:** Is your member number on your insurance card or shown in your Ascend to Wholeness (ATW) portal.

If current employees can't access accounts they previously made and they have already tried “Forgot Password” without success, there is a button on the bottom right-hand corner where they can chat with someone for assistance.

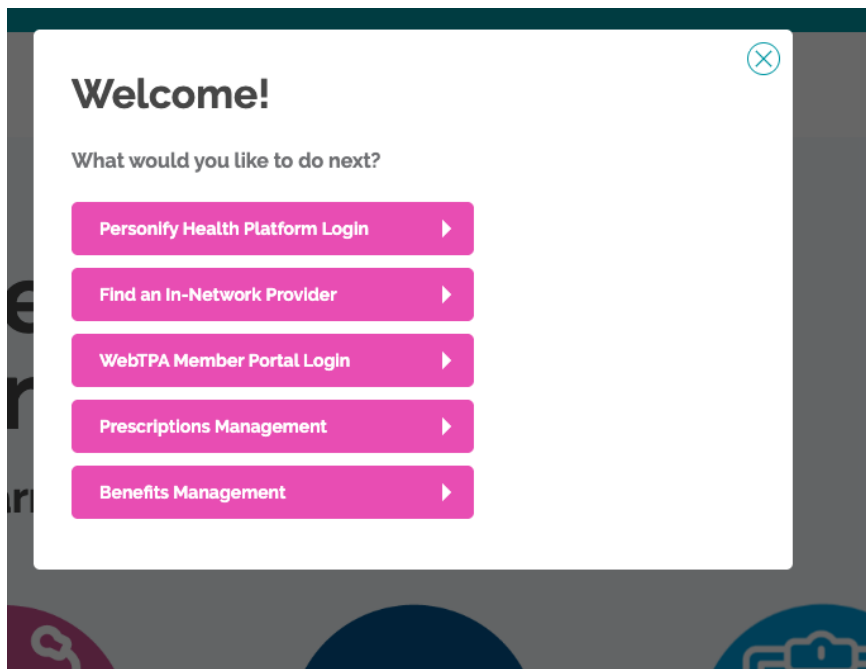
**You can also access Personify Health and other aspects of your health benefits plan through the Ascend to Wholeness website, as follows:**

Start at the Ascend to Wholeness (ATW) website:

<https://ascendtowholeness.org/en-US/>



Click on the **pink box** in upper right corner, “My Services.”



Let's take a moment to look at the information available.

- 1) Personify Health: Enter, track, and manage wellness activities (Points).
- 2) In-network Provider: Find health providers
- 3) WebTPA Member Portal: Submit and check claim status, review benefits, view and order ID card.
- 4) Prescriptions Portal: order scripts, find pharmacies, file script claims, & more

When you click on **Personify Health**, you will be asked to login.



## Member Sign In

[Create Account](#)

**Email or username**

[Forgot Username?](#)

Continue

Are you a Provider? [Sign in to Provider Hub](#)

Access is restricted to authorized users only.